ภาคผนวก ง

เอกสารสอบเทียบเครื่องมือที่ใช้ในการวิเคราะห์

right solutions.
right partner.

รายการเครื่องมือที่ใช้ในการวิเคราะห์ / ทดสอบ

Sample Name	Parameter	Equipment Name	ID No.	Calibrated Date	Next Cal	Freq. Calibrate (Months)
Ambient	Propylene Oxide	DRYCAL FLOWMETER	BKK_FS0614	10-Sep-25	9-Sep-26	12
Ambient	Propylene Oxide	DRYCAL FLOWMETER	BKK_FS0619	10-Sep-25	9-Sep-26	12
Ambient	Propylene Oxide	Air Sampling Pump	RYG_FS0674	2-Jan-26	2-Apr-26	3
Ambient	Propylene Oxide	Air Sampling Pump	RYG_FS0676	2-Jan-26	2-Apr-26	3
Ambient	Propylene Oxide	Air Sampling Pump	RYG_FS0735	2-Jan-26	2-Apr-26	3
Ambient	Propylene Oxide	Air Sampling Pump	RYG_FS0365	7-Jan-26	7-Apr-26	3
Ambient	Propylene Oxide	Air Sampling Pump	RYG_FS0676	2-Apr-26	2-Jul-26	3
Ambient	Propylene Oxide	Air Sampling Pump	RYG_FS0504	3-Apr-26	3-Jul-26	3
Ambient	Propylene Oxide	GC-FID	BKK_EN0126	22-Oct-25	21-Oct-26	12
Noise	Leq 24 hrs	Sound Calibrator	RYG_FS0496	19-Mar-25	19-Mar-26	12
Noise	Leq 24 hrs	Sound Level Meter	RYG_FS0618	28-Jan-26	27-Jan-27	12
Noise	Leq 24 hrs	Sound Level Meter	RYG_FS0617	21-Jan-26	20-Jan-27	12
Noise	Leq 24 hrs	Sound Level Meter	RYG_FS0619	28-Jan-26	27-Jan-27	12
Noise	Leq 24 hrs	Sound Level Meter	RYG_FS0620	28-Jan-26	27-Jan-27	12
Noise	Leq 12 hrs	Sound Calibrator	RYG_FS0215	8-Oct-25	7-Oct-26	12
Noise	Leq 12 hrs	Sound Level Meter	RYG_FS0618	28-Jan-26	27-Jan-27	12
Noise	Leq 12 hrs	Sound Level Meter	RYG_FS0619	28-Jan-26	27-Jan-27	12
Heat	Heat Stress	Heat Stress Monitor	RYG_FS0358	6-Jan-26	5-Jan-27	12
Rayong Lab	pH at 25 °C	pH meter	RYG_EN0183	18-Jul-25	18-Jan-27	18
Rayong Lab	BOD	DO meter with Sensor	RYG_EN0032	20-Jan-25	20-Jul-26	18
Rayong Lab	BOD	Incubator	RYG_EN0154	18-Mar-26	18-Sep-27	18
Rayong Lab	BOD	Burette	RYG_EN0216	18-Sep-25	18-Sep-26	12
Rayong Lab	COD	Spectrophotometer	RYG_EN0037	18-Mar-25	18-Sep-26	18
Rayong Lab	Total Suspended Solids	Electronic Balance	RYG_EN0163	3-Feb-26	3-Feb-27	12
Rayong Lab	Total Suspended Solids	Chamber (Oven)	RYG_EN0012	10-Sep-25	10-Mar-27	18
Rayong Lab	Oil & Grease	Electronic Balance	RYG_EN0003	3-Feb-26	3-Feb-27	12
Rayong Lab	Oil & Grease	Liquid Bath (Water)	RYG_EN0220	27-Nov-25	27-Nov-26	12
Water Lab	Propylene Glycol	Gas Chromatography (FID)	BKK_EN0126	22-Oct-25	21-Oct-26	12
Water Lab	Total Organic carbon	TOC Analyzer	BKK_EN0066	27-Jun-25	27-Jun-26	12
Water Lab	Propylene Oxide	Gas Chromatography (FID)	BKK_EN0126	22-Oct-25	21-Oct-26	12
Soil	Propylene Oxide	Gas Chromatography (FID)	BKK_EN0126	21-Apr-23	21-Oct-24	12

INNOVATIVE INSTRUMENT CALIBRATION LAB
INNOVATIVE INSTRUMENT CO., LTD. HEAD OFFICE
7/139 MOO 13, SOI SUNTINAKORN II TAMBON BANG KAEO,
AMPHOE BANG PHLI SAMUT PRAKAN PROVINCE 10540 THAILAND
TEL: (6630-2116-5860-1 FAX: (6630-2116-7140

Certificate of Calibration

Customer

Name : ALS Laboratory Group Thailand Co., Ltd.

Address : 104 Soi Phatthanakan 40, Phatthanakan Road, Suan Luang, Bangkok 10250

Certificate No : 25-AFM-208

Request No : Req-2025-1986

Unit Under Calibration Details

Measurement Item : Air Flow Meter

Manufacturer : Mesa Labs — Sensor Model : -

Model : 200-510M — Sensor Serial Number : -

Serial Number : 151114 — Instrument Status : Used

ID : BKK_FS0614

Location of Calibration : LAB 4 AIR VELOCITY METER

Calibration Environment and Details

Temperature : 23 °C ± 3 °C

Humidity : 55 %RH ± 20 %RH

Barometric Pressure : 1013 hPa ± 10 hPa

Received Date : 3 September 2025

Calibration Date : 10 September 2025

Calibration Procedure : In-house method CP-AFM-01 by Comparison technique with Standard Primary Flow Calibrator

REVIEW BY

APPROVED BY

NEXT CAL DATE 09/09/26

Reference Standard	Model	Serial Number	Traceble	Due Calibration
Air Flow Meter	Gilibrator 3 Low flow	18501010006	Sensidyne	5 May 2026
Air Flow Meter	Gilibrator 3 Standard flow	19031011003	Sensidyne	6 May 2026
Temperature meter	GT 11	08000057	Qreborn	15 October 2025
Pressure meter	CPG2400	41000KDU/651882	TPA	21 October 2025

Traceability :

This Certificate is traceable to SI Unit through Sensidyne A2LA Accreditation No. 3943.01 and MIT NSC-TISI-TIS Accreditation No. 0052

Note :

The reported uncertainty is based on standard uncertainty multiplied by the Coverage Factor $k = 2$, providing a level of confidence approximately 95 %.

Calibration By : Mr. Noppadon Luangart
Service Calibration Engineer

Approved By : Mr. Paeti Mathavorn
Calibration Engineer Supervisor

Issue Date : 10 September 2025

The results related only to the item calibrated. The certificate shall not be reproduced except in full, without written approval of the Innovative Instrument Co., Ltd.

INNOVATIVE INSTRUMENT CALIBRATION LAB
INNOVATIVE INSTRUMENT CO., LTD. HEAD OFFICE
7/139 MOO 13, SOI SUNTINAKORN II TAMBON BANG KAEO,
AMPHOE BANG PHLI SAMUT PRAKAN PROVINCE 10540 THAILAND
TEL: (6630-2116-5860-1 FAX: (6630-2116-7140

Certificate No : 25-AFM-208

Request No : Req-2025-1986

Result of Calibration : Without Adjustment

STD Reading			UUC Readinng			Error	Uncertainty		
Temperature (°C)	Pressure (kPa)	Flow (cc/min)	Temperature (°C)	Pressure (kPa)	Flow (cc/min)	(cc/min)	(cc/min)	(°C)	(kPa)
25.5	100.98	100	-	-	100.02	0.0	3.6	1.0	0.50
25.7	100.97	503	-	-	500.81	-2.2	9.5	1.0	0.50
25.8	100.89	1003	-	-	1000.4	-3	19	1.0	0.50
26.1	100.88	2000	-	-	2001.9	2	38	1.0	0.50
26.5	100.85	3014	-	-	3002.2	-12	57	1.0	0.50
26.7	100.81	4027	-	-	4000.9	-26	76	1.0	0.50
27.0	100.74	5048	-	-	5001.8	-46	95	1.0	0.50

Note STD : Standard UUC : Unit Under Calibration

- UUC Reference Condition : At atmospheric pressure and room temperature condition, Air
- Flow Rate was corrected for non-standard operating condition by using equation :

$$Qmeas = \text{Qref}\, x\, \frac{\text{Pref}}{\text{Pmeas}}\, x\, \frac{\text{Tmeas}}{\text{Tref}}$$

where Q = Flow Rate P = Absolute Pressure T = Absolute Temperature
meas = Measurement Condition ref = Standard Condition

* Indicates non accredited

End of Certificate

The results related only to the item calibrated. The certificate shall not be reproduced except in full, without written approval of the Innovative Instrument Co., Ltd.

FM-708-AFM-01 Rev.06 Issue date 21/2/25

INNOVATIVE INSTRUMENT CALIBRATION LAB
INNOVATIVE INSTRUMENT CO., LTD. HEAD OFFICE
7/139 MOO 13, SOI SUNTINAKORN II TAMBON BANG KAEO,
AMPHOE BANG PHLI SAMUT PRAKAN PROVINCE 10540 THAILAND
TEL: (6630-2116-5860-1 FAX: (6630-2116-7140

Certificate of Calibration

Customer

Name : ALS Laboratory Group Thailand Co., Ltd.

Address : 104 Soi Phatthanakan 40, Phatthanakan Road, Suan Luang, Bangkok 10250

Certificate No : 25-AFM-207

Request No : Req-2025-1987

Unit Under Calibration Details

Measurement Item : Air Flow Meter

Manufacturer : Mesa Labs — Sensor Model : -

Model : 200-510L — Sensor Serial Number : -

Serial Number : 130026 — Instrument Status : Used

ID : BKK_FS0619

Location of Calibration : LAB 4 AIR VELOCITY METER

Calibration Environment and Details

Temperature : 23 °C ± 3 °C

Humidity : 55 %RH ± 20 %RH

Barometric Pressure : 1013 hPa ± 10 hPa

Received Date : 3 September 2025

Calibration Date : 10 September 2025

Calibration Procedure : In-house method CP-AFM-01 by Comparison technique with Standard Primary Flow Calibrator

REVIEW BY

APPROVED BY

NEXT CAL DATE 09/09/26

Reference Standard	Model	Serial Number	Traceble	Due Calibration
Air Flow Meter	Gilibrator 3 Low flow	18501010006	Sensidyne	5 May 2026
Air Flow Meter	Gilibrator 3 Standard flow	19031011003	Sensidyne	6 May 2026
Temperature meter	GT 11	08000057	Qreborn	15 October 2025
Pressure meter	CPG2400	41000KDU/651882	TPA	21 October 2025

Traceability :

This Certificate is traceable to SI Unit through Sensidyne A2LA Accreditation No. 3943.01 and MIT NSC-TISI-TIS Accreditation No. 0052

Note :

The reported uncertainty is based on standard uncertainty multiplied by the Coverage Factor $k = 2$, providing a level of confidence approximately 95 %.

Calibration By : Mr. Noppadon Luangart
Service Calibration Engineer

Approved By : Mr. Paeti Mathavorn
Calibration Engineer Supervisor

Issue Date : 10 September 2025

The results related only to the item calibrated. The certificate shall not be reproduced except in full, without written approval of the Innovative Instrument Co., Ltd.

INNOVATIVE INSTRUMENT CALIBRATION LAB
INNOVATIVE INSTRUMENT CO., LTD. HEAD OFFICE
7/139 MOO 13, SOI SUNTINAKORN II TAMBON BANG KAEO,
AMPHOE BANG PHLI SAMUT PRAKAN PROVINCE 10540 THAILAND
TEL: (6630-2116-5860-1 FAX: (6630-2116-7140

Certificate No : 25-AFM-207

Request No : Req-2025-1987

Result of Calibration : Without Adjustment

STD Reading			UUC Reading			Error	Uncertainty		
Temperature (°C)	Pressure (kPa)	Flow (cc/min)	Temperature (°C)	Pressure (kPa)	Flow (cc/min)	(cc/min)	(cc/min)	(°C)	(kPa)
25.5	100.98	20	-	-	20.042	0.0	1.6	1.0	0.50
25.5	100.90	50	-	-	49.921	-0.1	4.0	1.0	0.50
25.5	100.91	100	-	-	100.09	0.1	3.6	1.0	0.50
25.4	100.86	150	-	-	150.34	0.3	5.4	1.0	0.50
25.6	100.93	199	-	-	200.17	1.2	7.2	1.0	0.50
25.6	100.95	301	-	-	300.05	-1	11	1.0	0.50
25.7	100.96	402	-	-	401.03	-1	14	1.0	0.50
25.7	100.95	503	-	-	500.26	-3	10	1.0	0.50

Note STD : Standard UUC : Unit Under Calibration

- UUC Reference Condition : At atmospheric pressure and room temperature condition, Air
- Flow Rate was corrected for non-standard operating condition by using equation :

$$Qmeas = \text{Qref}\, x\, \frac{\text{Pref}}{\text{Pmeas}}\, x\, \frac{\text{Tmeas}}{\text{Tref}}$$

where Q = Flow Rate P = Absolute Pressure T = Absolute Temperature
meas = Measurement Condition ref = Standard Condition

* Indicates non accredited

End of Certificate

The results related only to the item calibrated. The certificate shall not be reproduced except in full, without written approval of the Innovative Instrument Co., Ltd.

FM-708-AFM-01 Rev.06 Issue date 21/2/25

ALS Laboratory Group (Thailand) Co., Ltd.
104 Phatthanakan 40, Phatthanakan Rd.,
Phatthanakan, Suan Luang, Bangkok 10250
T +66 2 760 3000 F +66 2 760 3197

Certificate of Calibration

Certificate No. C-020126-RYG_FS0674

Air Sampling Pump Detail

Equipment name : Personal Air Sampling Pump
Brand : Gilian
Model/Type : GilAir Plus
Equiment ID : RYG_FS0674
Serial No. : 20230810010
Calibration Date : 02-Jan-26
Next calibration date : 02-Apr-26

Reference Standard Low Flow Meter

Equipment name : Air Flow Meter
Brand : MesaLabs
Model/Type : Defender 510-L
Equiment ID : BKK_FS0619
Serial No. : 130026
Calibration Date : 10-Sep-25
Due Date : 9-Sep-26

Reference Standard High Flow Meter

Equipment name : Air Flow Meter
Brand : MesaLabs
Model/Type : Defender 510-M
Equiment ID : BKK_FS0614
Serial No. : 151114
Calibration Date : 10-Sep-25
Due Date : 09-Sep-26

Calibration Data

Air Sampling Pump setting (cc/min)	Reference Std. Flow Reading (cc/min)			Avg. (cc/min)	%Error acceptance	Acceptable range (cc/min)	Evaluation (Pass/ Fail)
	1	2	3				
Low Flow							
20	20.5	20.7	20.7	20.6	5%	19 - 21	Passed
50	49.1	50.2	51.4	50.2	5%	48 - 53	Passed
100	101.8	100.8	101.4	101.3	5%	95 - 105	Passed
200	199.9	200.3	199.6	199.9	5%	190 - 210	Passed
High Flow							
500	498.8	501.6	502.5	501.0	3%	485 - 515	Passed
1000	1007.9	1014.5	1017.0	1013.1	3%	970 - 1030	Passed
2000	1992.0	1991.5	1988.7	1990.7	3%	1940 - 2060	Passed
2500	2598.5	2502.8	2502.6	2534.6	3%	2425 - 2575	Passed

---------- END OF REPORT ----------

Calibrated By: _____
(Mr. Watcharin Pongsamsuan)
RYG Field Services Scientist (1)

Approved By: _____
(Mr. Supot Salamteh)
Field Services Section Head

Issue date : 03-Jan-26

ALS Laboratory Group (Thailand) Co., Ltd.
104 Phatthanakan 40, Phatthanakan Rd.,
Phatthanakan, Suan Luang, Bangkok 10250
T +66 2 760 3000 F +66 2 760 3197

Certificate of Calibration

Certificate No. C-020126-RYG_FS0676

Air Sampling Pump Detail

Equipment name : Personal Air Sampling Pump
Brand : Gilian
Model/Type : GilAir Plus
Equiment ID : RYG_FS0676
Serial No. : 20230810112
Calibration Date : 02-Jan-26
Next calibration date : 02-Apr-26

Reference Standard Low Flow Meter

Equipment name : Air Flow Meter
Brand : MesaLabs
Model/Type : Defender 510-L
Equiment ID : BKK_FS0619
Serial No. : 130026
Calibration Date : 10-Sep-25
Due Date : 9-Sep-26

Reference Standard High Flow Meter

Equipment name : Air Flow Meter
Brand : MesaLabs
Model/Type : Defender 510-M
Equiment ID : BKK_FS0614
Serial No. : 151114
Calibration Date : 10-Sep-25
Due Date : 09-Sep-26

Calibration Data

Air Sampling Pump setting (cc/min)	Reference Std. Flow Reading (cc/min)			Avg. (cc/min)	%Error acceptance	Acceptable range (cc/min)	Evaluation (Pass/ Fail)
	1	2	3				
Low Flow							
20	20.3	19.5	19.6	19.8	5%	19 - 21	Passed
50	50.4	50.2	49.7	50.1	5%	48 - 53	Passed
100	101.0	101.1	101.4	101.2	5%	95 - 105	Passed
200	202.1	202.5	202.7	202.4	5%	190 - 210	Passed
High Flow							
500	500.7	500.1	499.8	500.2	3%	485 - 515	Passed
1000	993.9	997.1	997.9	996.3	3%	970 - 1030	Passed
2000	1999.0	2001.4	1998.3	1999.6	3%	1940 - 2060	Passed
2500	2503.9	2499.6	2492.3	2498.6	3%	2425 - 2575	Passed

---------- END OF REPORT ----------

Calibrated By: _____
(Mr. Watcharin Pongsamsuan)
RYG Field Services Scientist (1)

Approved By: _____
(Mr. Supot Salamteh)
Field Services Section Head

Issue date : 03-Jan-26

ALS Laboratory Group (Thailand) Co., Ltd.
104 Phatthanakan 40, Phatthanakan Rd.,
Phatthanakan, Suan Luang, Bangkok 10250
T +66 2 760 3000 F +66 2 760 3197

Certificate of Calibration

Certificate No. C-020126-RYG_FS0735

Air Sampling Pump Detail

Equipment name : Personal Air Sampling Pump
Brand : Gilian
Model/Type : GilAir Plus
Equiment ID : RYG_FS0735
Serial No. : 20241110173
Calibration Date : 02-Jan-26
Next calibration date : 02-Apr-26

Reference Standard Low Flow Meter

Equipment name : Air Flow Meter
Brand : MesaLabs
Model/Type : Defender 510-L
Equiment ID : BKK_FS0619
Serial No. : 130026
Calibration Date : 10-Sep-25
Due Date : 9-Sep-26

Reference Standard High Flow Meter

Equipment name : Air Flow Meter
Brand : MesaLabs
Model/Type : Defender 510-M
Equiment ID : BKK_FS0614
Serial No. : 151114
Calibration Date : 10-Sep-25
Due Date : 09-Sep-26

Calibration Data

Air Sampling Pump setting (cc/min)	Reference Std. Flow Reading (cc/min)			Avg. (cc/min)	%Error acceptance	Acceptable range (cc/min)	Evaluation (Pass/ Fail)
	1	2	3				
Low Flow							
20	19.9	20.0	19.9	19.9	5%	19 - 21	Passed
50	50.5	50.4	50.5	50.5	5%	48 - 53	Passed
100	100.9	100.7	100.3	100.6	5%	95 - 105	Passed
200	199.5	199.5	199.1	199.4	5%	190 - 210	Passed
High Flow							
500	498.6	499.5	500.4	499.5	3%	485 - 515	Passed
1000	998.0	1006.0	1003.1	1002.4	3%	970 - 1030	Passed
2000	2004.8	1996.0	2007.0	2002.6	3%	1940 - 2060	Passed
2500	2505.7	2502.7	2500.8	2503.1	3%	2425 - 2575	Passed

---------- END OF REPORT ----------

Calibrated By: _____
(Mr. Chanon Booncheun)
RYG Field Services Scientist (1)

Approved By: _____
(Mr. Supot Salamteh)
Field Services Section Head

Issue date : 03-Jan-26

ALS Laboratory Group (Thailand) Co., Ltd.
104 Phatthanakan 40, Phatthanakan Rd.,
Phatthanakan, Suan Luang, Bangkok 10250
T +66 2 760 3000 F +66 2 760 3197

Certificate of Calibration

Certificate No. C-070126-RYG_FS0365

Air Sampling Pump Detail

Equipment name : Personal Air Sampling Pump
Brand : Gilian
Model/Type : GilAir Plus
Equiment ID : RYG_FS0365
Serial No. : 20180610058
Calibration Date : 07-Jan-26
Next calibration date : 07-Apr-26

Reference Standard Low Flow Meter

Equipment name : Air Flow Meter
Brand : MesaLabs
Model/Type : Defender 510-L
Equiment ID : BKK_FS0619
Serial No. : 130026
Calibration Date : 10-Sep-25
Due Date : 09-Sep-26

Reference Standard High Flow Meter

Equipment name : Air Flow Meter
Brand : MesaLabs
Model/Type : Defender 510-M
Equiment ID : BKK_FS0614
Serial No. : 151114
Calibration Date : 10-Sep-25
Due Date : 09-Sep-26

Calibration Data

Air Sampling Pump setting (cc/min)	Reference Std. Flow Reading (cc/min)			Avg. (cc/min)	%Error acceptance	Acceptable range (cc/min)	Evaluation (Pass/ Fail)
	1	2	3				
Low Flow							
20	19.9	19.7	19.7	19.8	5%	19 - 21	Passed
50	49.7	50.0	49.9	49.9	5%	48 - 53	Passed
100	100.3	100.4	100.2	100.3	5%	95 - 105	Passed
200	200.6	200.4	200.6	200.5	5%	190 - 210	Passed
High Flow							
500	502.2	504.9	506.8	504.6	3%	485 - 515	Passed
1000	1005.7	1009.5	1007.3	1007.5	3%	970 - 1030	Passed
2000	2001.4	2008.2	2007.0	2005.5	3%	1940 - 2060	Passed
2500	2515.4	2507.8	2508.8	2510.7	3%	2425 - 2575	Passed

---------- END OF REPORT ----------

Calibrated By: _____
(Mr. Nantawat Sarin)
RYG Field Services Scientist (1)

Approved By: _____
(Mr. Supot Salamteh)
Field Services Section Head

Issue date : 08-Jan-26

ALS Laboratory Group (Thailand) Co., Ltd.
104 Phatthanakan 40, Phatthanakan Rd.,
Phatthanakan, Suan Luang, Bangkok 10250
T +66 2 760 3000 F +66 2 760 3197

Certificate of Calibration

Certificate No. C-020426-RYG_FS0676

Air Sampling Pump Detail

Equipment name	: Personal Air Sampling Pump	Equiment ID	: RYG_FS0676
Brand	: Gilian	Serial No.	: 20230810112
Model/Type	: GilAir Plus	Calibration Date	: 02-Apr-26
		Next calibration date	: 02-Jul-26

Reference Standard Low Flow Meter

Equipment name	: Air Flow Meter	Equiment ID	: BKK_FS0619
Brand	: MesaLabs	Serial No.	: 130026
Model/Type	: Defender 510-L	Calibration Date	: 10-Sep-25
		Due Date	: 09-Sep-26

Reference Standard High Flow Meter

Equipment name	: Air Flow Meter	Equiment ID	: BKK_FS0614
Brand	: MesaLabs	Serial No.	: 151114
Model/Type	: Defender 510-M	Calibration Date	: 10-Sep-25
		Due Date	: 09-Sep-26

Calibration Data

Air Sampling Pump setting (cc/min)	Reference Std. Flow Reading (cc/min)			Avg. (cc/min)	%Error acceptance	Acceptable range (cc/min)	Evaluation (Pass/ Fail)
	1	2	3				
Low Flow							
20	20.1	20.1	20.3	20.2	5%	19 - 21	Passed
50	50.4	50.2	50.3	50.3	5%	48 - 53	Passed
100	101.2	101.7	100.1	101.0	5%	95 - 105	Passed
200	201.7	201.0	199.3	200.7	5%	190 - 210	Passed
High Flow							
500	500.1	502.5	504.2	502.3	3%	485 - 515	Passed
1000	1002.3	1002.4	1005.2	1003.3	3%	970 - 1030	Passed
2000	2007.0	2001.4	1996.7	2001.7	3%	1940 - 2060	Passed
2500	2502.7	2505.7	2504.7	2504.4	3%	2425 - 2575	Passed

---------- END OF REPORT ----------

Calibrated By: นันทวัฒน์ (Mr. Nantawat Sarin)
RYG Field Services Scientist (1)

Approved By: Supot S (Mr. Supot Salamteh)
Field Services Section Head

Issue date : 03-Apr-26

F06-115 Rev.2 Issue date 27/01/25

ALS Laboratory Group (Thailand) Co., Ltd.
104 Phatthanakan 40, Phatthanakan Rd.,
Phatthanakan, Suan Luang, Bangkok 10250
T +66 2 760 3000 F +66 2 760 3197

Certificate of Calibration

Certificate No. C-030426-RYG_FS0504

Air Sampling Pump Detail

Equipment name	: Personal Air Sampling Pump	Equiment ID	: RYG_FS0504
Brand	: Gilian	Serial No.	: 20220731506
Model/Type	: GilAir Plus	Calibration Date	: 03-Apr-26
		Next calibration date	: 03-Jul-26

Reference Standard Low Flow Meter

Equipment name	: Air Flow Meter	Equiment ID	: BKK_FS0619
Brand	: MesaLabs	Serial No.	: 130026
Model/Type	: Defender 510-L	Calibration Date	: 10-Sep-25
		Due Date	: 09-Sep-26

Reference Standard High Flow Meter

Equipment name	: Air Flow Meter	Equiment ID	: BKK_FS0614
Brand	: MesaLabs	Serial No.	: 151114
Model/Type	: Defender 510-M	Calibration Date	: 10-Sep-25
		Due Date	: 09-Sep-26

Calibration Data

Air Sampling Pump setting (cc/min)	Reference Std. Flow Reading (cc/min)			Avg. (cc/min)	%Error acceptance	Acceptable range (cc/min)	Evaluation (Pass/ Fail)
	1	2	3				
Low Flow							
20	19.5	20.1	20.3	20.0	5%	19 - 21	Passed
50	52.4	52.2	51.1	51.9	5%	48 - 53	Passed
100	101.3	102.5	103.0	102.3	5%	95 - 105	Passed
200	203.9	206.1	205.1	205.0	5%	190 - 210	Passed
High Flow							
500	503.4	501.3	500.6	501.8	3%	485 - 515	Passed
1000	1006.9	1005.6	1010.0	1007.5	3%	970 - 1030	Passed
2000	2002.2	1989.9	1998.6	1996.9	3%	1940 - 2060	Passed
2500	2501.9	2495.6	2493.8	2497.1	3%	2425 - 2575	Passed

---------- END OF REPORT ----------

Calibrated By: นันทวัฒน์ (Mr. Nantawat Sarin)
RYG Field Services Scientist (1)

Approved By: Supot S (Mr. Supot Salamteh)
Field Services Section Head

Issue date : 04-Apr-26

F06-115 Rev.2 Issue date 27/01/25

© 2025 by Agilent Technologies

Agilent CrossLab Compliance Services

Certificate of System Qualification

GC-OQ

REVIEW BY: linda K
APPROVED BY: Simm
NEXT CAL DATE: 21/10/26

System ID:	BKK_EN0126_GC6
Organization Name:	ALS Laboratory Group (Thailand) Co., Ltd.
Organization Location:	104 Soi 40 Phattanakan Rd., Khwang Suan Luang, Khet Suan Luang, BANGKOK 10250
Date:	October 22, 2025 2:51:58 PM
EQP Name:	AgilentRecommended
EQP Revision:	GC.02.53
Overall Qualification Status:	Pass

CDS Logon Verification - GC

Logon: Suriya Thongkaew

Overall CDS Logon Verification - GC Test Status

Pass

System Inspection and Basic Safety and Operation

Name: 7890

Setpoint Status: Pass

Overall System Inspection and Basic Safety and Operation Test Status

Pass

Inlet Pressure Decay

Name: 7890
Front SSL

Setpoint Status: Pass
Pressure: 25.0 psi
Pressure Change: 0.3 psi /5 minutes
Agilent Recommended: >= -2.0 and <= 0.5

© 2025 by Agilent Technologies

Agilent CrossLab Compliance Services

Overall Inlet Pressure Decay Test Status

Pass

Inlet Pressure Accuracy

Name: 7890
Front SSL

Setpoint Status: Pass

	Setpoint		Actual	
Inlet Pressure:	25.0	psi	25.2	psi

Accuracy: 0.2 psi
Agilent Recommended: <= 1.2

Overall Inlet Pressure Accuracy Test Status

Pass

Inlet Pressure Decay

Name: 7890
Back SSL

Setpoint Status: Pass
Pressure: 25.0 psi
Pressure Change: 0.4 psi /5 minutes
Agilent Recommended: >= -2.0 and <= 0.5

Overall Inlet Pressure Decay Test Status

Pass

Inlet Pressure Accuracy

Name: 7890
Back SSL

© 2025 by Agilent Technologies

Setpoint Status: Pass

	Setpoint		Actual	
Inlet Pressure:	25.0	psi	25.2	psi

Accuracy: 0.2 psi

Agilent Recommended: <= 1.2

Overall Inlet Pressure Accuracy Test Status

Pass

22111dijeuifhuie1

Detector Flow Accuracy

Name: 7890

Front FID

Setpoint Status: Pass

Flow Type: Fuel

Setpoint: 30.0 mL/min Measured Flow: 30.8 mL/min

Accuracy: 0.8 mL/min

Agilent Recommended: <= 10.0 % setpoint (3.0 ml/min)

Limit is percentage of setpoint or 0.5 ml/minute, whichever is largest.

Setpoint Status: Pass

Flow Type: Oxidizer

Setpoint: 400.0 mL/min Measured Flow: 396.0 mL/min

Accuracy: 4.0 mL/min

Agilent Recommended: <= 10.0 % setpoint (40.0 ml/min)

Limit is percentage of setpoint or 0.5 ml/minute, whichever is largest.

Setpoint Status: Pass

Flow Type: Makeup

Setpoint: 25.0 mL/min Measured Flow: 24.7 mL/min

Accuracy: 0.3 mL/min

Agilent Recommended: <= 10.0 % setpoint (2.5 ml/min)

Limit is percentage of setpoint or 0.5 ml/minute, whichever is largest.

© 2025 by Agilent Technologies

Overall Detector Flow Accuracy Test Status

Pass

Detector Flow Accuracy

Name: 7890

Back FID

Setpoint Status: Pass

Flow Type: Fuel

Setpoint: 30.0 mL/min Measured Flow: 29.5 mL/min

Accuracy: 0.5 mL/min

Agilent Recommended: <= 10.0 % setpoint (3.0 ml/min)

Limit is percentage of setpoint or 0.5 ml/minute, whichever is largest.

Setpoint Status: Pass

Flow Type: Oxidizer

Setpoint: 400.0 mL/min Measured Flow: 397.0 mL/min

Accuracy: 3.0 mL/min

Agilent Recommended: <= 10.0 % setpoint (40.0 ml/min)

Limit is percentage of setpoint or 0.5 ml/minute, whichever is largest.

Setpoint Status: Pass

Flow Type: Makeup

Setpoint: 25.0 mL/min Measured Flow: 24.8 mL/min

Accuracy: 0.2 mL/min

Agilent Recommended: <= 10.0 % setpoint (2.5 ml/min)

Limit is percentage of setpoint or 0.5 ml/minute, whichever is largest.

Overall Detector Flow Accuracy Test Status

Pass

GC Oven Temperature Accuracy

Name: 7890

© 2025 by Agilent Technologies

Setpoint Status: Pass

Zone: Oven

Setpoint/Actual

Temperature: 230.0 229.1 °C

Accuracy: -0.9 °C

Agilent Recommended: >= -1.0 % setpoint in K (-5.0 °C)

<= 1.0 % setpoint in K (5.0 °C)

Setpoint Status: Pass

Zone: Oven

22111dijeuifhuie1

Setpoint/Actual

Temperature: 100.0 99.9 °C

Accuracy: -0.1 °C

Agilent Recommended: >= -1.0 % setpoint in K (-3.7 °C)

<= 1.0 % setpoint in K (3.7 °C)

Overall GC Oven Temperature Accuracy Test Status

Pass

GC Oven Temperature Stability

Name: 7890

Setpoint Status: Pass

Setpoint/Average

Temperature: 100.0 99.95 °C

Stability: 0.1 °C

Agilent Recommended: <= 0.5

Overall GC Oven Temperature Stability Test Status

Pass

Scouting Run

Tested Combination1 Front SSL / Front FID

Injection Tower

Name: 7693A

© 2025 by Agilent Technologies

Setpoint Status: Completed

Injection Volume on Column: 1.0 uL

Overall Scouting Run Status

Completed

Noise and Drift

Tested Combination1 Front SSL / Front FID

Name: 7890

Setpoint Status: Pass

Base Signal: 14.3 pA

	ASTM Noise		Drift	
	pA		pA/h	
	0.05		0.03	
Agilent Recommended:	<= 0.10		<= 2.50	
Status:	Pass		Pass	

Overall Noise and Drift Test Status

Pass

Injection Precision

Tested Combination1 Front SSL / Front FID

Name: 7693A

Setpoint Status: Pass

Injection Volume on Column: 1.0 uL

Area RSD: 0.33 % Retention Time RSD: 0.10 %

Agilent Recommended: <= 3.00 <= 1.00

Overall Injection Precision Test Status

Pass

Signal to Noise

Tested Combination1 Front SSL / Front FID

Injection Tower

Name: 7890

Setpoint Status: Pass

Signal to Noise: 1393680

Agilent Recommended: >= 300000

Overall Signal to Noise Test Status

Pass

Scouting Run

Tested Combination2 Back SSL / Back FID

Injection Tower

Name: 7693A

Setpoint Status: Completed

Injection Volume on Column: 1.0 uL

Overall Scouting Run Status

Completed

Noise and Drift

Tested Combination2 Back SSL / Back FID

Name: 7890

Setpoint Status: Pass

Base Signal: 13.3 pA

	ASTM Noise pA		Drift pA/h
	0.05		0.01
Agilent Recommended:	<= 0.10	<=	2.50
Status:	Pass		Pass

Overall Noise and Drift Test Status

Pass

Injection Precision

Tested Combination2 Back SSL / Back FID

Name: 7693A

Setpoint Status: Pass

Injection Volume on Column: 1.0 uL

Area RSD: 0.43 % Retention Time RSD: 0.09 %

Agilent Recommended: <= 3.00 <= 1.00

Overall Injection Precision Test Status

Pass

Signal to Noise

Tested Combination2 Back SSL / Back FID

Injection Tower

Name: 7890

Setpoint Status: Pass

Signal to Noise: 1251862

Agilent Recommended: >= 300000

Overall Signal to Noise Test Status

Pass

Instrument Details

Purpose

This section describes the as found system configuration.

Details

System

System ID	BKK_EN0126_GC6
Manufacturer	Agilent Technologies
Name	7890
Flow Data Input	Manual Data
Temperature Data Input	Manual Data or Other Data Logging

Tested Combination1

Injection Technique	Injection Tower
Sampler Identifier	Sampler 1
Inlet	Front
Detector	Front
LTM Included?	No

Tested Combination2

Injection Technique	Injection Tower
Sampler Identifier	Sampler 2
Inlet	Back
Detector	Back
LTM Included?	No

Sampler 1

Manufacturer	Agilent Technologies
Type	Injection Tower
Name	7693A
Model Number	G4513A
Serial Number	CN10340103
Firmware Revision	A.11.06
Usage	Sample Injection
Location	Front
Syringe Volume (µL)	10

Sampler 2

Manufacturer	Agilent Technologies
Type	Injection Tower
Name	7693A
Model Number	G4513A
Serial Number	CN16280128
Firmware Revision	A.11.06
Usage	Sample Injection
Location	Back
Syringe Volume (µL)	10

Sampler 3

Manufacturer	Agilent Technologies
Type	Tray
Name	7693A
Model Number	G4514A
Serial Number	CN18250032
Firmware Revision	A.12.04
Vial Heater	Not installed

Mainframe 1

Manufacturer	Agilent Technologies
Name	7890
Model Number	G3440A
Serial Number	CN11461066
Firmware Revision	A.01.16
Component ID/Asset No.	BKK_EN0126_GC-6
Oven Type	Standard

Inlet 1

Manufacturer	Agilent Technologies
Name	7890
Type	SSL
Location	Front
Carrier Gas	Helium
Control Type	Electronic Pressure Control (EPC)
Purged Inlet	Yes

Inlet 2

Manufacturer	Agilent Technologies
Name	7890
Type	SSL
Location	Back
Carrier Gas	Helium
Control Type	Electronic Pressure Control (EPC)
Purged Inlet	Yes

Detector 1

Manufacturer	Agilent Technologies
Name	7890
Type	FID
Adapter	Capillary
Control Type	Electronic Pressure Control (EPC)
Location	Front
Makeup Gas	Nitrogen

Detector 2

Manufacturer	Agilent Technologies
Name	7890
Type	FID
Adapter	Capillary
Control Type	Electronic Pressure Control (EPC)
Location	Back
Makeup Gas	Nitrogen

Electronic Signature

Purpose

This signature page was created and published because the ACE sign-off action was executed, which is valid for the entire document, including attachments. The ACE sign-off is an electronic signature that requires two distinct identification components: unique username and personal password. The Agilent representative who has delivered this service understands the meaning and legal status of an electronic signature. As a trained official operator, the Agilent representative has a unique password and logon to access ACE and electronically sign this document. (Other e-signatures can be applied to this document using a Document Content Management or other suitable method defined in your data access and control procedures.)

Details

Full Name of Signer:	Suriya Thongkaew
Logged On User Name:	suriya.thongkaew@non.agilent.com
Signature Creation Date:	October 22, 2025
Reason for Signature:	Executed protocol and published this original version of document

ACE Self Qualification Status

The installed version of ACE used to deliver this service passed qualification; the results conform with expected values. The self qualification summary report is available in the session folder location SDS\ClearStore\AceSelfQualification.

Regulatory Disclaimer

This document provides a protocol to verify and record instrument configuration and evidence of proper operation. It has been prepared from our interpretation of applicable regulations as well as industry best practices. The document is designed to provide an important component of a complete compliance package. Validation depends upon many factors and use of this protocol alone does not assure compliance. Agilent Technologies makes no promises or representations as to its sufficiency for any specific regulatory program.

Warranty

Agilent Technologies makes no warranty of any kind to this material, including but not limited to, the implied warranties or merchantability and fitness for a particular purpose. Agilent Technologies shall not be liable for errors contained herein or for incidental or consequential damages in connection with the furnishing, performance, or use of this material.

User Name: suriya.thongkaew
Report Generated by Hostname: DESKTOP-2H6MTKJ
System Id: BKK_EN0126_GC6
Print Date: October 22, 2025 2:52:00 PM

OQ2025 GC ALS GC-6 CN11461066 Transaction log :

Time	Transaction State	Activity Performed	Type of Transaction	Optional Information
October 21, 2025 1:44:51 PM	Audit	SessionCreated	Session	Host Name DESKTOP-2H6MTKJ, Drive Serial Number 76C1E981
October 21, 2025 1:44:51 PM	start	Configuration	Session	None
October 21, 2025 1:44:51 PM	Audit	Entitlement	Licensing	Session identifier generated XYP0-PNEJ-0W00-0RZ5-HR80
October 21, 2025 1:48:11 PM	Audit	Entitlement	Licensing	Successfully unlocked session identified by XYP0-PNEJ-0W00-0RZ5-HR80 with unlock code 76BX-519E-XKYX-1JR1-JR60
October 21, 2025 1:57:15 PM	Audit	EqpLoaded	Session	EQP details for primary technique [Gc] - File path: [ProtocolPacks/Gc/Configurations/02.53/Gc.02.53.eqp]. EQP File Name [Gc.02.53.eqp]. EQP Name [AgilentRecommended].Protocol Revision [Gc.02.53]
October 21, 2025 1:57:39 PM	End	Configuration	Session	None
October 21, 2025 1:57:46 PM	start	Qualification	Session	OQ
October 21, 2025 1:57:46 PM	start	Execution	CDS Logon Verification - GC - 7890 - Qualitative test	None
October 21, 2025 2:18:54 PM	End	Execution	CDS Logon Verification - GC - 7890 - Qualitative test	Run Count 1

User Name: suriya.thongkaew
Report Generated by Hostname: DESKTOP-2H6MTKJ
System Id: BKK_EN0126_GC6
Print Date: October 22, 2025 2:52:00 PM

OQ2025 GC ALS GC-6 CN11461066 Transaction log :

Time	Transaction State	Activity Performed	Type of Transaction	Optional Information
October 21, 2025 2:18:27 PM	start	Execution	System Inspection and Basic Safety and Operation - 7890 - Qualitative Test - No setpoints associated	None
October 21, 2025 2:19:47 PM	End	Execution	System Inspection and Basic Safety and Operation - 7890 - Qualitative Test - No setpoints associated	Run Count 1
October 21, 2025 2:19:50 PM	start	Execution	Inlet Pressure Decay - Front SSL - Pressure Controlled Inlet - S 25.0 psi - L >= -2.0 psi and <= 0.5 psi	None
October 21, 2025 2:25:44 PM	End	Execution	Inlet Pressure Decay - Front SSL - Pressure Controlled Inlet - S 25.0 psi - L >= -2.0 psi and <= 0.5 psi	Run Count 1
October 21, 2025 2:25:52 PM	start	Execution	Inlet Pressure Accuracy - Front SSL - Pressure Controlled Inlet - S 25.0 psi - L <= 1.2 psi	None
October 21, 2025 2:28:43 PM	End	Execution	Inlet Pressure Accuracy - Front SSL - Pressure Controlled Inlet - S 25.0 psi - L <= 1.2 psi	Run Count 1
October 21, 2025 2:28:45 PM	start	Execution	Inlet Pressure Decay - Back SSL - Pressure Controlled Inlet - S 25.0 psi - L >= -2.0 psi and <= 0.5 psi	None
October 21, 2025 2:33:42 PM	End	Execution	Inlet Pressure Decay - Back SSL - Pressure Controlled Inlet - S 25.0 psi - L >= -2.0 psi and <= 0.5 psi	Run Count 1
October 21, 2025 2:33:50 PM	start	Execution	Inlet Pressure Accuracy - Back SSL - Pressure Controlled Inlet - S 25.0 psi - L <= 1.2 psi	None

User Name: suriya.thongkaew System Id: BKK_EN0126_GC6
Report Generated by Hostname: DESKTOP-2H6MTKJ Print Date: October 22, 2025 2:52:00 PM

OQ2025 GC ALS GC-6 CN11461066 Transaction log :

Time	Transaction State	Activity Performed	Type of Transaction	Optional Information
October 21, 2025 2:34:27 PM	End	Execution	Inlet Pressure Accuracy - Back SSL - Pressure Controlled Inlet - S: 25.0 psi - L: <= 1.2 psi	Run Count : 1
October 21, 2025 2:34:32 PM	start	Execution	Detector Flow Accuracy - Front FID - Type : Fuel - S: 30.0 mL/min - L: <= 10.0% setpoint	None
October 21, 2025 2:50:39 PM	Audit	Data	Detector Flow Accuracy - Front FID - Type : Fuel - S: 30.0 mL/min - L: <= 10.0% setpoint	Manual Data Entry
October 21, 2025 2:50:41 PM	start	Execution	Detector Flow Accuracy - Front FID - Type : Oxidizer - S: 400.0 mL/min - L: <= 10.0% setpoint	None
October 21, 2025 2:50:45 PM	start	Execution	Detector Flow Accuracy - Front FID - Type : Fuel - S: 30.0 mL/min - L: <= 10.0% setpoint	None
October 21, 2025 2:50:53 PM	End	Execution	Detector Flow Accuracy - Front FID - Type : Fuel - S: 30.0 mL/min - L: <= 10.0% setpoint	Run Count : 1
October 21, 2025 2:50:56 PM	start	Execution	Detector Flow Accuracy - Front FID - Type : Oxidizer - S: 400.0 mL/min - L: <= 10.0% setpoint	None
October 21, 2025 2:54:08 PM	Audit	Data	Detector Flow Accuracy - Front FID - Type : Oxidizer - S: 400.0 mL/min - L: <= 10.0% setpoint	Manual Data Entry
October 21, 2025 2:54:15 PM	Audit	Data	DataManager	DataManager was in a data verification state but the user chose to start over
October 21, 2025 2:54:31 PM	Audit	Data	Detector Flow Accuracy - Front FID - Type : Oxidizer - S: 400.0 mL/min - L: <= 10.0% setpoint	Manual Data Entry
October 21, 2025 2:54:34 PM	End	Execution	Detector Flow Accuracy - Front FID - Type : Oxidizer - S: 400.0 mL/min - L: <= 10.0% setpoint	Run Count : 1

Date: October 22, 2025 2:51:58 PM
System ID: BKK_EN0126_GC6

User Name: suriya.thongkaew System Id: BKK_EN0126_GC6
Report Generated by Hostname: DESKTOP-2H6MTKJ Print Date: October 22, 2025 2:52:00 PM

OQ2025 GC ALS GC-6 CN11461066 Transaction log :

Time	Transaction State	Activity Performed	Type of Transaction	Optional Information
October 21, 2025 2:54:48 PM	start	Execution	Detector Flow Accuracy - Front FID - Type : Makeup - S: 25.0 mL/min - L: <= 10.0% setpoint	None
October 21, 2025 2:57:00 PM	Audit	Data	Detector Flow Accuracy - Front FID - Type : Makeup - S: 25.0 mL/min - L: <= 10.0% setpoint	Manual Data Entry
October 21, 2025 2:57:03 PM	End	Execution	Detector Flow Accuracy - Front FID - Type : Makeup - S: 25.0 mL/min - L: <= 10.0% setpoint	Run Count : 1
October 21, 2025 2:57:38 PM	start	Execution	Detector Flow Accuracy - Back FID - Type : Fuel - S: 30.0 mL/min - L: <= 10.0% setpoint	None
October 21, 2025 3:00:15 PM	Audit	Data	Detector Flow Accuracy - Back FID - Type : Fuel - S: 30.0 mL/min - L: <= 10.0% setpoint	Manual Data Entry
October 21, 2025 3:00:17 PM	End	Execution	Detector Flow Accuracy - Back FID - Type : Fuel - S: 30.0 mL/min - L: <= 10.0% setpoint	Run Count : 1
October 21, 2025 3:00:20 PM	start	Execution	Detector Flow Accuracy - Back FID - Type : Oxidizer - S: 400.0 mL/min - L: <= 10.0% setpoint	None
October 21, 2025 3:03:03 PM	Audit	Data	Detector Flow Accuracy - Back FID - Type : Oxidizer - S: 400.0 mL/min - L: <= 10.0% setpoint	Manual Data Entry
October 21, 2025 3:03:06 PM	End	Execution	Detector Flow Accuracy - Back FID - Type : Oxidizer - S: 400.0 mL/min - L: <= 10.0% setpoint	Run Count : 1
October 21, 2025 3:03:08 PM	start	Execution	Detector Flow Accuracy - Back FID - Type : Makeup - S: 25.0 mL/min - L: <= 10.0% setpoint	None
October 21, 2025 3:07:25 PM	Audit	Data	Detector Flow Accuracy - Back FID - Type : Makeup - S: 25.0 mL/min - L: <= 10.0% setpoint	Manual Data Entry

Date: October 22, 2025 2:51:58 PM
System ID: BKK_EN0126_GC6

User Name: suriya.thongkaew System Id: BKK_EN0126_GC6
Report Generated by Hostname: DESKTOP-2H6MTKJ Print Date: October 22, 2025 2:52:00 PM

OQ2025 GC ALS GC-6 CN11461066 Transaction log :

Time	Transaction State	Activity Performed	Type of Transaction	Optional Information
October 21, 2025 3:07:28 PM	End	Execution	Detector Flow Accuracy - Back FID - Type : Makeup - S: 25.0 mL/min - L: <= 10.0% setpoint	Run Count : 1
October 21, 2025 3:07:53 PM	start	Execution	GC Oven Temperature Accuracy - 7890 - Temperature : Oven - S: 230.0°C - L: >= -1.0 AND <= 1.0 % setpoint in K	None
October 21, 2025 3:21:20 PM	Audit	Data	GC Oven Temperature Accuracy - 7890 - Temperature : Oven - S: 230.0°C - L: >= -1.0 AND <= 1.0 % setpoint in K	Manual Data Entry
October 21, 2025 3:21:22 PM	End	Execution	GC Oven Temperature Accuracy - 7890 - Temperature : Oven - S: 230.0°C - L: >= -1.0 AND <= 1.0 % setpoint in K	Run Count : 1
October 21, 2025 3:21:36 PM	start	Execution	GC Oven Temperature Accuracy - 7890 - Temperature : Oven - S: 100.0°C - L: >= -1.0 AND <= 1.0 % setpoint in K	None
October 21, 2025 3:30:43 PM	Audit	Data	GC Oven Temperature Accuracy - 7890 - Temperature : Oven - S: 100.0°C - L: >= -1.0 AND <= 1.0 % setpoint in K	Manual Data Entry
October 21, 2025 3:30:45 PM	End	Execution	GC Oven Temperature Accuracy - 7890 - Temperature : Oven - S: 100.0°C - L: >= -1.0 AND <= 1.0 % setpoint in K	Run Count : 1
October 21, 2025 3:30:48 PM	start	Execution	GC Oven Temperature Stability - 7890 - Temperature : Oven - S: 100.0°C - L: <= 0.5°C	None
October 21, 2025 3:50:20 PM	Audit	Data	GC Oven Temperature Stability - 7890 - Temperature : Oven - S: 100.0°C - L: <= 0.5°C	Manual Data Entry

Date: October 22, 2025 2:51:58 PM
System ID: BKK_EN0126_GC6

User Name: suriya.thongkaew System Id: BKK_EN0126_GC6
Report Generated by Hostname: DESKTOP-2H6MTKJ Print Date: October 22, 2025 2:52:00 PM

OQ2025 GC ALS GC-6 CN11461066 Transaction log :

Time	Transaction State	Activity Performed	Type of Transaction	Optional Information
October 21, 2025 3:50:24 PM	End	Execution	GC Oven Temperature Stability - 7890 - Temperature : Oven - S: 100.0°C - L: <= 0.5°C	Run Count : 1
October 21, 2025 3:50:31 PM	start	Execution	GC Scouting Run - Injection Tower, Front SSL, Front FID - Part of System Preparation - No limits associated	None
October 21, 2025 3:55:30 PM	Audit	AceClosed	Session	None
October 22, 2025 10:10:41 AM	Audit	AceRestarted	Session	Host Name: DESKTOP-2H6MTKJ, Drive Serial Number: 76C1E981
October 22, 2025 10:10:42 AM	Audit	SessionReloaded	Session	None
October 22, 2025 10:10:44 AM	start	Qualification	Session	OQ
October 22, 2025 10:10:45 AM	start	Execution	GC Scouting Run - Injection Tower, Front SSL, Front FID - Part of System Preparation - No limits associated	None
October 22, 2025 2:15:45 PM	Audit	Data	DataManager	DataManager was in a data verification state but the user chose to start over
October 22, 2025 2:16:36 PM	Audit	Data	GC Scouting Run - Injection Tower, Front SSL, Front FID - Part of System Preparation - No limits associated	Data files Path : D:\ALS GC-B\OQ2025\SCOUTING_01.D\FID1A.ch

Date: October 22, 2025 2:51:58 PM
System ID: BKK_EN0126_GC6

© 2025 by Agilent Technologies

User Name: suriya.thongkaew
Report Generated by Hostname: DESKTOP-2H6MTKJ

System Id: BKK_EN0126_GC6
Print Date: October 22, 2025 2:52:00 PM

OQ2025 GC ALS GC-6 CN11461066 Transaction log :

Time	Transaction State	Activity Performed	Type of Transaction	Optional Information
October 22, 2025 2:17:00 PM	Audit	Reporting	Reintegration	Reintegration Count: 1 -- [Integration Type: Injection,Baseline Correction Mode: Advanced,Initial Slope Sensitivity: 10,Initial Peak Width: 0.01,Intial Area Reject: 0,Initial Height Reject: 100,Integration: Off at 0,Integration: On at 0.1,Integration: Off at 0.5]
October 22, 2025 2:17:42 PM	End	Execution	GC Scouting Run - Injection Tower, Front SSL, Front FID - Part of System Preparation - No limits associated	Run Count : 1
October 22, 2025 2:17:53 PM	start	Execution	Noise and Drift - Front FID - Detector FID - L (Noise) <= 0.10 pA - L (Drift) <= 2.50 pA/hour	None
October 22, 2025 2:19:13 PM	Audit	Data	Noise and Drift - Front FID - Detector FID - L (Noise) <= 0.10 pA - L (Drift) <= 2.50 pA/hour	Data files Path : D:\ALS GC-6\OQ2025\OQ2025 2025-10-22 11-05-22\SIGNSDRF_F_01.D\FID1A.ch
October 22, 2025 2:19:28 PM	End	Execution	Noise and Drift - Front FID - Detector FID - L (Noise) <= 0.10 pA - L (Drift) <= 2.50 pA/hour	Run Count : 1
October 22, 2025 2:19:30 PM	start	Execution	Injection Precision - Injection Tower, Front SSL, Front FID - GC - L (Area) <= 3.00% - L (Ret. Time) <= 1.00%	None

Date: October 22, 2025 2:51:58 PM
System ID: BKK_EN0126_GC6

© 2025 by Agilent Technologies

User Name: suriya.thongkaew
Report Generated by Hostname: DESKTOP-2H6MTKJ

System Id: BKK_EN0126_GC6
Print Date: October 22, 2025 2:52:00 PM

OQ2025 GC ALS GC-6 CN11461066 Transaction log :

Time	Transaction State	Activity Performed	Type of Transaction	Optional Information
October 22, 2025 2:19:56 PM	Audit	Data	Injection Precision - Injection Tower, Front SSL, Front FID - GC - L (Area) <= 3.00% - L (Ret. Time) <= 1.00%	Data files Path : D:\ALS GC-6\OQ2025\OQ2025 2025-10-22 11-05-22\INJPREC_F_02.D\FID1A.ch
October 22, 2025 2:19:56 PM	Audit	Data	Injection Precision - Injection Tower, Front SSL, Front FID - GC - L (Area) <= 3.00% - L (Ret. Time) <= 1.00%	Data files Path : D:\ALS GC-6\OQ2025\OQ2025 2025-10-22 11-05-22\INJPREC_F_03.D\FID1A.ch
October 22, 2025 2:19:56 PM	Audit	Data	Injection Precision - Injection Tower, Front SSL, Front FID - GC - L (Area) <= 3.00% - L (Ret. Time) <= 1.00%	Data files Path : D:\ALS GC-6\OQ2025\OQ2025 2025-10-22 11-05-22\INJPREC_F_04.D\FID1A.ch
October 22, 2025 2:19:56 PM	Audit	Data	Injection Precision - Injection Tower, Front SSL, Front FID - GC - L (Area) <= 3.00% - L (Ret. Time) <= 1.00%	Data files Path : D:\ALS GC-6\OQ2025\OQ2025 2025-10-22 11-05-22\INJPREC_F_05.D\FID1A.ch
October 22, 2025 2:19:56 PM	Audit	Data	Injection Precision - Injection Tower, Front SSL, Front FID - GC - L (Area) <= 3.00% - L (Ret. Time) <= 1.00%	Data files Path : D:\ALS GC-6\OQ2025\OQ2025 2025-10-22 11-05-22\INJPREC_F_06.D\FID1A.ch
October 22, 2025 2:19:56 PM	Audit	Data	Injection Precision - Injection Tower, Front SSL, Front FID - GC - L (Area) <= 3.00% - L (Ret. Time) <= 1.00%	Data files Path : D:\ALS GC-6\OQ2025\OQ2025 2025-10-22 11-05-22\INJPREC_F_07.D\FID1A.ch

Date: October 22, 2025 2:51:58 PM
System ID: BKK_EN0126_GC6

© 2025 by Agilent Technologies

User Name: suriya.thongkaew
Report Generated by Hostname: DESKTOP-2H6MTKJ

System Id: BKK_EN0126_GC6
Print Date: October 22, 2025 2:52:00 PM

OQ2025 GC ALS GC-6 CN11461066 Transaction log :

Time	Transaction State	Activity Performed	Type of Transaction	Optional Information
October 22, 2025 2:20:04 PM	Audit	Reporting	Reintegration	Reintegration Count: 1 -- [Integration Type: Injection,Baseline Correction Mode: Advanced,Initial Slope Sensitivity: 10,Initial Peak Width: 0.01,Intial Area Reject: 0,Initial Height Reject: 100,Integration: Off at 0,Integration: On at 0.1,Integration: Off at 0.5]
October 22, 2025 2:20:24 PM	End	Execution	Injection Precision - Injection Tower, Front SSL, Front FID - GC - L (Area) <= 3.00% - L (Ret. Time) <= 1.00%	Run Count : 1
October 22, 2025 2:20:34 PM	start	Execution	Signal to Noise - Injection Tower, Front SSL, Front FID - Detector FID - L >= 300000	None
October 22, 2025 2:20:58 PM	Audit	Data	Signal to Noise - Injection Tower, Front SSL, Front FID - Detector FID - L >= 300000	Data files Path : D:\ALS GC-6\OQ2025\OQ2025 2025-10-22 11-05-22\SIGTONS_F_01.D\FID1A.ch
October 22, 2025 2:21:08 PM	Audit	Reporting	Reintegration	Reintegration Count: 1 -- [Integration Type: Injection,Baseline Correction Mode: Advanced,Initial Slope Sensitivity: 10,Initial Peak Width: 0.01,Intial Area Reject: 0,Initial Height Reject: 100,Integration: Off at 0,Integration: On at 0.1,Integration: Off at 0.5]
October 22, 2025 2:21:19 PM	End	Execution	Signal to Noise - Injection Tower, Front SSL, Front FID - Detector FID - L >= 300000	Run Count : 1

Date: October 22, 2025 2:51:58 PM
System ID: BKK_EN0126_GC6

© 2025 by Agilent Technologies

User Name: suriya.thongkaew
Report Generated by Hostname: DESKTOP-2H6MTKJ

System Id: BKK_EN0126_GC6
Print Date: October 22, 2025 2:52:00 PM

OQ2025 GC ALS GC-6 CN11461066 Transaction log :

Time	Transaction State	Activity Performed	Type of Transaction	Optional Information
October 22, 2025 2:21:25 PM	start	Execution	GC Scouting Run - Injection Tower, Back SSL, Back FID - Part of System Preparation - No limits associated	None
October 22, 2025 2:25:23 PM	Audit	Data	GC Scouting Run - Injection Tower, Back SSL, Back FID - Part of System Preparation - No limits associated	Data files Path : D:\ALS GC-6\OQ2025_B\OQ2025_B\SCOUTING_B_01.D\FID2B.ch
October 22, 2025 2:26:18 PM	End	Execution	GC Scouting Run - Injection Tower, Back SSL, Back FID - Part of System Preparation - No limits associated	Run Count : 1
October 22, 2025 2:26:21 PM	start	Execution	Noise and Drift - Back FID - Detector FID - L (Noise) <= 0.10 pA - L (Drift) <= 2.50 pA/hour	None
October 22, 2025 2:27:00 PM	Audit	Data	Noise and Drift - Back FID - Detector FID - L (Noise) <= 0.10 pA - L (Drift) <= 2.50 pA/hour	Data files Path : D:\ALS GC-6\OQ2025_B\OQ2025 2025-10-22 11-05-22\SIGNSDRF_B_01.D\FID2B.ch
October 22, 2025 2:27:42 PM	End	Execution	Noise and Drift - Back FID - Detector FID - L (Noise) <= 0.10 pA - L (Drift) <= 2.50 pA/hour	Run Count : 1
October 22, 2025 2:27:46 PM	start	Execution	Injection Precision - Injection Tower, Back SSL, Back FID - GC - L (Area) <= 3.00% - L (Ret. Time) <= 1.00%	None
October 22, 2025 2:28:07 PM	Audit	Data	Injection Precision - Injection Tower, Back SSL, Back FID - GC - L (Area) <= 3.00% - L (Ret. Time) <= 1.00%	Data files Path : D:\ALS GC-6\OQ2025_B\OQ2025 2025-10-22 11-05-22\INJPREC_B_02.D\FID2B.ch

Date: October 22, 2025 2:51:58 PM
System ID: BKK_EN0126_GC6

© 2025 by Agilent Technologies

User Name: suriya.thongkaew
Report Generated by Hostname: DESKTOP-2H6MTKJ

System Id: BKK_EN0126_GC6
Print Date: October 22, 2025 2:52:00 PM

OQ2025 GC ALS GC-6 CN11461066 Transaction log :

Time	Transaction State	Activity Performed	Type of Transaction	Optional Information
October 22, 2025 2:28:07 PM	Audit	Data	Injection Precision - Injection Tower, Back SSL, Back FID - GC - L (Area) <= 3.00% - L (Ret. Time) <= 1.00%	Data files Path : D:\ALS GC-6\OQ2025_B\OQ2025 2025-10-22 11-05-22\INJPREC_B_03.D\ FID2B.ch
October 22, 2025 2:28:07 PM	Audit	Data	Injection Precision - Injection Tower, Back SSL, Back FID - GC - L (Area) <= 3.00% - L (Ret. Time) <= 1.00%	Data files Path : D:\ALS GC-6\OQ2025_B\OQ2025 2025-10-22 11-05-22\INJPREC_B_04.D\ FID2B.ch
October 22, 2025 2:28:07 PM	Audit	Data	Injection Precision - Injection Tower, Back SSL, Back FID - GC - L (Area) <= 3.00% - L (Ret. Time) <= 1.00%	Data files Path : D:\ALS GC-6\OQ2025_B\OQ2025 2025-10-22 11-05-22\INJPREC_B_05.D\ FID2B.ch
October 22, 2025 2:28:07 PM	Audit	Data	Injection Precision - Injection Tower, Back SSL, Back FID - GC - L (Area) <= 3.00% - L (Ret. Time) <= 1.00%	Data files Path : D:\ALS GC-6\OQ2025_B\OQ2025 2025-10-22 11-05-22\INJPREC_B_06.D\ FID2B.ch
October 22, 2025 2:28:07 PM	Audit	Data	Injection Precision - Injection Tower, Back SSL, Back FID - GC - L (Area) <= 3.00% - L (Ret. Time) <= 1.00%	Data files Path : D:\ALS GC-6\OQ2025_B\OQ2025 2025-10-22 11-05-22\INJPREC_B_07.D\ FID2B.ch
October 22, 2025 2:28:21 PM	End	Execution	Injection Precision - Injection Tower, Back SSL, Back FID - GC - L (Area) <= 3.00% - L (Ret. Time) <= 1.00%	Run Count : 1
October 22, 2025 2:28:28 PM	start	Execution	Signal to Noise - Injection Tower, Back SSL, Back FID - Detector FID - L >= 300000	None

Date: October 22, 2025 2:51:58 PM
System ID: BKK_EN0126_GC6

© 2025 by Agilent Technologies

User Name: suriya.thongkaew
Report Generated by Hostname: DESKTOP-2H6MTKJ

System Id: BKK_EN0126_GC6
Print Date: October 22, 2025 2:52:00 PM

OQ2025 GC ALS GC-6 CN11461066 Transaction log :

Time	Transaction State	Activity Performed	Type of Transaction	Optional Information
October 22, 2025 2:28:47 PM	Audit	Data	Signal to Noise - Injection Tower, Back SSL, Back FID - Detector FID - L >= 300000	Data files Path : D:\ALS GC-6\OQ2025_B\OQ2025 2025-10-22 11-05-22\SIGTONS_B_01.D\ FID2B.ch
October 22, 2025 2:29:53 PM	End	Execution	Signal to Noise - Injection Tower, Back SSL, Back FID - Detector FID - L >= 300000	Run Count : 1
October 22, 2025 2:30:01 PM	End	Qualification	Session	OQ
October 22, 2025 2:30:01 PM	start	Reporting	Session	None
October 22, 2025 2:50:41 PM	Audit	Reporting	Session	Report Generated : Certificate
October 22, 2025 2:51:22 PM	Audit	Reporting	Session	Report Generated : Report

Date: October 22, 2025 2:51:58 PM
System ID: BKK_EN0126_GC6

INNOVATIVE INSTRUMENT CALIBRATION LAB
INNOVATIVE INSTRUMENT CO., LTD. HEAD OFFICE
7/139 MOO 13, SOI SUNTINAKORN 11 TAMBON BANG KAEO,
AMPHOE BANG PHLI SAMUT PRAKAN PROVINCE 10540 THAILAND
TEL: (6602-2116-5860-1 FAX: (6602-2116-7140

Certificate of Calibration

Customer

Name : ALS Laboratory Group Thailand Co., Ltd.
Address : 104 Soi Phatthanakan 40, Phatthanakan Road, Suan Luang, Bangkok 10250

Certificate No : 25-ACT-042
Request No : Req-2025-0604

Unit Under Calibration Details

Measurement item : Acoustic Calibrator
Manufacturer : RION
Model : NC-75
Serial Number : 35002736
ID : RYG_FS0496

Class : 1
Range : 94 dB / 1000 Hz
Instrument Status : Used

REVIEW BY ... Nmabon P. ...
APPROVED BY ...
NEXT CAL DATE ... 19/03/26 ...

Calibration Environment and Details

Temperature : (23 ±2 °C)
Humidity : (50 ± 20 %RH)
Barometric Pressure : (1013 ±10.0 hPa)
Received Date : 6 March 2025
Calibration Date : 19 March 2025
Location of Calibration : LAB 1 Acoustic
Calibration Procedure : In-house method CP-ACT-02 based on IEC 60942:2017 Electroacoustics - Sound calibrators

Reference Standard	Model	Serial Number	Traceable	Due Calibration
Sound Calibrator	SV 35A	58079	EEI	12 June 2025
THD Multimeter	2015	1047765	NIMT	4 February 2026

Traceability : This certificate providoes traceability of measurement to recognized national standard, and to the realization of the international System of Units (SI).

Note

The reported uncertainty is based on standard uncertainty multiplied by the Coverage Factor k =2, providing a level of confidence approximately 95 %.

Calibrated By : Mr. Noppadon Luangart, Service Calibration Engineer

Approved By : Mr. Pacit Mathavorn, Calibration Engineer Supervisor

Issue Date : 19 March 2025

The results related only to the item calibrated. The certificate shall not be reproduced except in full, without written approval of the Innovative Instrument Co., Ltd.

INNOVATIVE INSTRUMENT CALIBRATION LAB
INNOVATIVE INSTRUMENT CO., LTD. HEAD OFFICE
7/139 MOO 13, SOI SUNTINAKORN 11 TAMBON BANG KAEO,
AMPHOE BANG PHLI SAMUT PRAKAN PROVINCE 10540 THAILAND
TEL: (6602-2116-5860-1 FAX: (6602-2116-7140

Certificate No : 25-ACT-042
Request No : Req-2025-0604

Sound pressure level — **Calibration Results :** Without Adjustment

Calibration Range (dB)	Without Adjustment (dB)		Adjustment (dB)		Uncertainty (± dB)	Acceptance limit Class 1 (± dB)	Result
	Measured	Deviated value	Measured	Deviated value			
94 dB / 1000 Hz	94.06	0.06	-	-	0.13	0.25	Pass

Frequency of Sound pressure level

Calibration Range (Hz)	Without Adjustment		Adjustment		Uncertainty (± %)	Acceptance limit Class 1 (± %)	Result
	Measured (Hz)	Deviated	Measured (Hz)	Deviated			
94 dB / 1000 Hz	1000.00	0.00	-	-	0.01	0.70	Pass

Total Harmonic Distortion plus Noise of Sound pressure level (THD+N %)

Calibration Range (Hz)	Without Adjustment Measured (%)	Adjustment Measured (%)	Uncertainty (± %)	Acceptance limit Class 1 (± %)	Result
94 dB / 1000 Hz	0.98	-	0.40	2.5	Pass

Note :

Function	Maximum-permitted Uncertainty of measurement
Sound pressure level	0.15 dB
Frequency	0.20%
Total distortion+noise	0.50%

- Acceptance limt was IEC60942:2017 Class 1
- The calibraton results exclude the calibrator pressure correction
- The calibration results exclude the microphone volume correction

The results related only to the item calibrated. The certificate shall not be reproduced except in full, without written approval of the Innovative Instrument Co., Ltd.

FM-708-ACT-02 Rev.03 Issue date 5/6/24

INNOVATIVE INSTRUMENT CALIBRATION LAB
INNOVATIVE INSTRUMENT CO., LTD. HEAD OFFICE
7/139 MOO 13, SOI SUNTINAKORN 11 TAMBON BANG KAEO,
AMPHOE BANG PHLI SAMUT PRAKAN PROVINCE 10540 THAILAND
TEL: (6630-2116-5860-1 FAX: (6630-2116-7140

Certificate No : 25-ACT-042

Request No : Req-2025-0604

Decision Rule for Statements of Conformity

The standard decision rule employed for the statements of conformity to each calibration result will be applied using ILAC-G8:09/2019, Guidelines on the Reporting of Compliance with Specification as following Fig. and statements

Pass – The measurement result plus the expanded uncertainty with a 95% coverage probability were within the limit.

Pass[1] – The measurement result was within the limit. However, a portion of the expanded uncertainty of measurement at 95% exceeds the limit.

Fail[1] = The measurement result was out of the limit. However, a portion of the expanded uncertainty of measurement at 95% is within the limit.

Fail – The measurement result plus the expanded uncertainty with a 95% coverage probability were outside the limit.

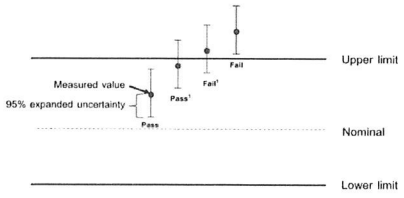

End of Calibration

The results related only to the item calibrated. The certificate shall not be reproduced except in full, without written approval of the Innovative Instrument Co., Ltd.

SITHIPORN ASSOCIATES CO., LTD.
CALIBRATION LABORATORY
451-451/1 Sirinthorn Road, Bangbumru, Bangplud, Bangkok, 10700 Thailand
Tel. +66 2433 8331 Email : calibration@sithiphorn.com

Cert. No. : ACL26111
Pages : 1 of 8

Calibration Certificate

Equipment :	SOUND LEVEL METER
Manufacturer :	RION
Model :	NL-42A / Microphone UC-52 / Preamplifier NH-24
Serial No.:	00623393 / 198640 / 26421
ID No.:	RYG_FS0618
Condition As Found :	GOOD
Customer :	ALS LABORATORY GROUP (THAILAND) CO., LTD. 104 PHATTHANAKAN 40, PHATTHANAKAN ROAD, KHWAENG PHATTHANAKAN, KHET SUAN LUANG, BANGKOK, 10250 THAILAND.
Location :	-
Ambient Temperature :	(23.0 ± 3) °C
Pressure :	(101.3 ± 3) kPa
Relative Humidity :	(50.0 ± 20) %
Received Date :	12 JANUARY 2026
Calibration Date :	28-30 JANUARY 2026
Date of Issue :	02 FEBRUARY 2026

REVIEW BY
APPROVED BY
NEXT CAL DATE.. 27/01/2027

Calibrated by : Nathakorn Pisutpaisan

Approved by :

(Nitinun Srihawan)

This certificate is issued in accordance with the requirements of ISO/IEC 17025 standard, may not be reproduced other than in full, except with the prior written approval of the head of Calibration Laboratory.

Cert. No. : ACL26111
Job No. : VC69AC0058
Pages : 2 of 8

Calibration Procedure : CP-AC-01

Calibration Method :

This equipment was calibrated by follow on IEC-61672-3 (2013) Standard for sound level meter (SLM).
The SLM had tests to Acoustical and Electrical signal tests of frequency weighting with Anechoic chamber and Reference Standard Instruments.
For tests results of each items were made by observation of each Instruments display and also with SLM's display.

Condition of this result of calibration :

1. Reference Standard Instruments :

Instrument	Model	Serial No.	Cert. No.	Due Date
Waveform Generator	33210A	MY48017076	EF-0011-25	11-FEB-26
Waveform Generator	33511B	MY52302742	EF-0012-25	11-FEB-26
Digital Multimeter	33461A	MY53220104	EEL.BP 24/0268	22-APR-26
Digital Multimeter	33461A	MY53220076	EEL.BP 23/0268	22-APR-26
Digital Multimeter	34461A	MY60024273	CA2025120EA	18-MAR-26
Programmable Attenuator	MAT-1070	62100114	EF-0006-25	11-FEB-26
Condenser Microphone	4180	2977900	AA-1002-25	19-FEB-26
Measuring Amplifier	NA-42KAI	34560495	AA-3002-25	19-FEB-26

2. This result of calibration was found accurate as shown on date and place of calibration for this calibrated item only.
3. This certificate is traceable to the international system of unit maintained at :
   - 3.1 National Institute of Metrology (Thailand).
   - 3.2 Thailand Institute of Scientific and Technological Research (TISTR).
   - 3.3 Electrical And Electronics Institute (EEI).

Cert. No. : ACL26111
Job No. : VC69AC0058
Pages : 3 of 8

Summary of Measurement Result :

Parameter	Uncertainty (dB)	Maximum-permitted uncertainty of measurement (dB)
1. Absolute sensitivity	0.2	N/A
2. Self-generated noise	0.2	N/A
3. Acoustical signal tests of frequency weightings		
125 Hz	0.3	0.6
1000 Hz	0.3	0.6
8000 Hz	0.3	0.7
4. Electrical signal tests of frequency weightings		
For 10 Hz to 4 kHz	0.3	0.6
For > 4 kHz to 10 kHz	0.3	0.7
For > 10 kHz to 20 kHz	0.3	1.0
5. Frequency and time weightings at 1 kHz	0.2	0.2
6. Long - term stability	0.1	0.1
7. Level linearity on the reference level range	0.2	0.3
8. Level linearity including the level range control	0.2	0.3
9. Tone burst response	0.2	0.3
10. Peak C sound level	0.2	0.35
11. Overload indication	0.2	0.25
12. High level stability	0.1	0.1

Cert. No. : ACL26111
Job No. : VC69AC0058
Page : 4 of 8

Result of calibration :

1. Absolute sensitivity

Reference Acoustic Signal (dB)	Measured Value (dB)	Deviation (dB)	Acceptance Limit (dB)
93.9 (93.94)	93.9	0.0	±0.3

2. Self-generated noise

2.1 Normal test

Measured Value (dB)
17.1

2.2 The microphone of the sound level meter was replaced by electrical signal input device.

Frequency Weighting	Weighting (dB)
A - weight	12.9
C - weight	17.9
Flat	24.3

3. Acoustical signal tests of frequency weightings

Meter free-field acoustic response at a level of 84 dB

Frequency (Hz)	Deviation from various frequency weighting response curve (dB)			
	Flat	C-weight	A-weight	Acceptance Limits
125	0.5	0.5	0.6	± 1.5
1000	0.2	0.2	0.2	± 1.0
8000	1.1	1.2	1.2	±5.0

Cert. No. : ACL26111
Job No. : VC69AC0058
Pages : 5 of 8

4. Electrical signal tests of frequency weightings

Weighting network response with relative to 1 kHz.

Frequency (Hz)	Deviation from various frequency weighting response curve (dB)			
	Flat	C-weight	A-weight	Acceptance Limits
63	-0.1	-0.1	0.0	±2.0
125	0.0	0.0	0.0	±1.5
250	0.0	0.0	-0.1	±1.5
500	0.0	0.0	0.0	±1.5
1000	0.0	0.0	0.0	±1.0
2000	0.0	0.0	0.0	±2.0
4000	0.0	0.0	0.0	±3.0
8000	0.0	0.1	0.1	±5.0

5. Frequency and time weightings at 1 kHz

5.1 Frequency weightings at 1 kHz

Frequency Weighting	Anticipated Value (dB)	Measured Value (dB)	Deviated Value (dB)	Acceptance Limits (dB)
A - weight	94.0	94.0	0.0	± 0.2
C - weight	94.0	94.0	0.0	± 0.2
Flat	94.0	94.0	0.0	± 0.2

5.2 Time weighting at 1 kHz

Frequency Weighting	Anticipated Value (dB)	Measured Value (dB)	Deviated Value (dB)	Acceptance Limits (dB)
Fast	94.0	94.0	0.0	± 0.1
Slow	94.0	94.0	0.0	± 0.1
Leq	94.0	94.0	0.0	± 0.1

6. Long - term stability

Frequency Weighting	SLM Display at initial (dB)	SLM Display at final (dB)	Deviated Value (dB)	Acceptance Limits (dB)
A - weight	94.0	94.0	0.0	± 0.3

Cert. No. : ACL26111
Job No. : VC69AC0058
Pages : 6 of 8

7. Level linearity on the reference level range

Anticipated Value (dB)	Measured Value (dB)	Deviated Value (dB)	Acceptance Limits (dB)
137.0	137.0	0.0	± 1.1
136.0	136.0	0.0	± 1.1
135.0	135.0	0.0	± 1.1
134.0	134.0	0.0	± 1.1
133.0	133.0	0.0	± 1.1
132.0	132.0	0.0	± 1.1
131.0	131.0	0.0	± 1.1
129.0	129.0	0.0	± 1.1
124.0	124.0	0.0	± 1.1
119.0	119.0	0.0	± 1.1
114.0	114.0	0.0	± 1.1
109.0	109.0	0.0	± 1.1
104.0	104.0	0.0	± 1.1
99.0	99.0	0.0	± 1.1
94.0	94.0	0.0	± 1.1
89.0	89.0	0.0	± 1.1
84.0	84.0	0.0	± 1.1
79.0	78.9	-0.1	± 1.1
74.0	74.0	0.0	± 1.1
69.0	69.0	0.0	± 1.1
64.0	63.9	-0.1	± 1.1
59.0	58.9	-0.1	± 1.1
54.0	53.9	-0.1	± 1.1
49.0	48.9	-0.1	± 1.1
44.0	43.9	-0.1	± 1.1
39.0	38.9	-0.1	± 1.1
34.0	33.9	-0.1	± 1.1
30.0	29.9	-0.1	± 1.1
29.0	28.9	-0.1	± 1.1
28.0	27.9	-0.1	± 1.1
27.0	26.9	-0.1	± 1.1
26.0	25.9	-0.1	± 1.1
25.0	24.9	-0.1	± 1.1

Cert. No. : ACL26111
Job No. : VC69AC0058
Pages : 7 of 8

8. Level linearity including the level range control

Range	Anticipated Value (dB)	Measured Value (dB)	Deviated Value (dB)	Acceptance Limits (dB)
130	94.0	94.0	0.0	±1.1

Range	Anticipated Value (dB)	Measured Value (dB)	Deviated Value (dB)	Acceptance Limits (dB)
130	29.0	28.9	-0.1	±1.1

9. Tone burst response

Time Weighting	Tone burst duration, Tb (ms)	Cycle	Anticipated Value (dB)	Measured Value (dB)	Deviated Value (dB)	Acceptance Limits (dB)
Fast	0.25	1	108.0	107.9	-0.1	1.5 ; -5.0
	2	8	117.0	117.0	0.0	1.0 ; -2.5
	200	800	134.0	134.0	0.0	±1.0
Slow	2	8	108.0	108.0	0.0	1.0 ; -5.0
	200	800	127.6	127.6	0.0	±1.0
SEL	0.25	1	99.0	98.9	-0.1	1.5 ; -5.0
	2	8	108.0	108.0	0.0	1.0 ; -2.5
	200	800	128.0	128.0	0.0	±1.0

10. Peak C sound level

Number of cycle in test signal	Anticipated Value (dB)	Measured Value, Lcpeak (dB)	Deviated Value (dB)	Acceptance Limits (dB)
Continuous	130.0	130.0	0.0	±3.0
One	133.4	133.3	-0.1	±3.0

Number of cycle in test signal	Anticipated Value (dB)	Measured Value (dB)	Deviated Value (dB)	Acceptance Limits (dB)
Continuous	133.0	133.0	0.0	±2.0
Positive half cycle	135.4	135.2	-0.2	±2.0
Negative half cycle	135.4	135.2	-0.2	±2.0

11. Overload indication

Measured value (dB)		Deviated Value (dB)	Acceptance Limits (dB)
Positive one-half cycle	Negative one-half cycle		
89.5	89.6	0.1	±1.5

12. High level stability

Frequency Weighting	SLM Display at initial (dB)	SLM Display at final (dB)	Deviated Value (dB)	Acceptance Limits (dB)
A - weight	137.0	137.0	0.0	±0.3

The reported uncertainty is based on a standard uncertainty multiplied by coverage factor $k = 2$ or any value following calculation,providing a lavel of confidence of approximately 95 %

End of Calibration Certificate

SITHIPORN ASSOCIATES CO., LTD.
CALIBRATION LABORATORY

451-451/1 Sirinthorn Road, Bangbumru, Bangplud, Bangkok, 10700 Thailand
Tel. +66 2433 8331 Email : calibration@sithiphorn.com

SITHIPORN associates

ISO/IEC 17025 CALIBRATION 0304

Cert. No. : ACL26083
Pages : 1 of 8

Calibration Certificate

Equipment : SOUND LEVEL METER
Manufacturer : RION
Model : NL-42A / Microphone UC-52 / Preamplifier NH-24
Serial No.: 00623392 / 198639/ 26420
ID No.: RYG_FS0617

Condition As Found : GOOD

Customer : ALS LABORATORY GROUP (THAILAND) CO., LTD.
104 PHATTHANAKAN 40, PHATTHANAKAN ROAD,
KHWAENG PHATTHANAKAN, KHET SUAN LUANG,
BANGKOK, 10250 THAILAND.

Location : -
Ambient Temperature : (23.0 ± 3) °C
Pressure : (101.3 ± 3) kPa
Relative Humidity : (50.0 ± 20) %

REVIEW BY
APPROVED BY
NEXT CAL DATE 20/ 01/ 2027

Received Date : 05 JANUARY 2026
Calibration Date : 21 - 23 JANUARY 2026
Date of Issue : 26 JANUARY 2026

Calibrated by : Nathakorn Pisutpaisan

Approved by : Nitinun Srihawan

(Nitinun Srihawan)

This certificate is issued in accordance with the requirements of ISO/IEC 17025 standard, may not be reproduced other than in full, except with the prior written approval of the head of Calibration Laboratory.

Calibration Procedure : CP-AC-01

Calibration Method :

This equipment was calibrated by follow on IEC-61672-3 (2013) Standard for sound level meter (SLM).
The SLM had tests to Acoustical and Electrical signal tests of frequency weighting with Anechoic chamber and Reference Standard Instruments.
For tests results of each items were made by observation of each Instruments display and also with SLM's display.

Condition of this result of calibration :

1. Reference Standard Instruments :

Instrument	Model	Serial No.	Cert. No.	Due Date
Waveform Generator	33210A	MY48017076	EF-0011-25	11-FEB-26
Waveform Generator	33511B	MY52302742	EF-0012-25	11-FEB-26
Digital Multimeter	33461A	MY53220104	EEL.BP 24/0268	22-APR-26
Digital Multimeter	33461A	MY53220076	EEL.BP 23/0268	22-APR-26
Digital Multimeter	34461A	MY60024273	CA2025120EA	18-MAR-26
Programmable Attenuator	MAT-1070	62100114	EF-0006-25	11-FEB-26
Condenser Microphone	4180	2977900	AA-1002-25	19-FEB-26
Measuring Amplifier	NA-42KAI	34560495	AA-3002-25	19-FEB-26

2. This result of calibration was found accurate as shown on date and place of calibration for this calibrated item only.
3. This certificate is traceable to the international system of unit maintained at :
   3.1 National Institute of Metrology (Thailand).
   3.2 Thailand Institute of Scientific and Technological Research (TISTR).
   3.3 Electrical And Electronics Institute (EEI).

Summary of Measurement Result :

Parameter	Uncertainty (dB)	Maximum-permitted uncertainty of measurement (dB)
1. Absolute sensitivity	0.2	N/A
2. Self-generated noise	0.2	N/A
3. Acoustical signal tests of frequency weightings		
125 Hz	0.3	0.6
1000 Hz	0.3	0.6
8000 Hz	0.3	0.7
4. Electrical signal tests of frequency weightings		
For 10 Hz to 4 kHz	0.3	0.6
For > 4 kHz to 10 kHz	0.3	0.7
For > 10 kHz to 20 kHz	0.3	1.0
5. Frequency and time weightings at 1 kHz	0.2	0.2
6. Long - term stability	0.1	0.1
7. Level linearity on the reference level range	0.2	0.3
8. Level linearity including the level range control	0.2	0.3
9. Tone burst response	0.2	0.3
10. Peak C sound level	0.2	0.35
11. Overload indication	0.2	0.25
12. High level stability	0.1	0.1

Cert. No. : ACL26083
Job No. : VC69AC0053
Page : 4 of 8

Result of calibration :

1. Absolute sensitivity

Reference Acoustic Signal (dB)	Measured Value (dB)	Deviation (dB)	Acceptance Limit (dB)
93.9 (93.94)	93.9	0.0	±0.3

2. Self-generated noise

2.1 Normal test

Measured Value (dB)
15.8

2.2 The microphone of the sound level meter was replaced by electrical signal input device.

Frequency Weighting	Weighting (dB)
A - weight	12.6
C - weight	19.0
Flat	24.8

3. Acoustical signal tests of frequency weightings

Meter free-field acoustic response at a level of 84 dB

Frequency (Hz)	Deviation from various frequency weighting response curve (dB)			
	Flat	C-weight	A-weight	Acceptance Limits
125	0.1	0.2	0.2	± 1.5
1000	0.0	0.0	0.0	± 1.0
8000	1.1	1.2	1.2	±5.0

Cert. No. : ACL26083
Job No. : VC69AC0053
Pages : 5 of 8

4. Electrical signal tests of frequency weightings

Weighting network response with relative to 1 kHz.

Frequency (Hz)	Deviation from various frequency weighting response curve (dB)			
	Flat	C-weight	A-weight	Acceptance Limits
63	-0.2	0.0	-0.1	±2.0
125	-0.1	0.1	-0.1	±1.5
250	-0.1	0.0	-0.1	±1.5
500	0.0	0.1	-0.1	±1.5
1000	0.1	0.0	0.0	±1.0
2000	0.0	0.1	0.0	±2.0
4000	0.0	0.1	0.0	±3.0
8000	0.0	0.1	0.0	±5.0

5. Frequency and time weightings at 1 kHz

5.1 Frequency weightings at 1 kHz

Frequency Weighting	Anticipated Value (dB)	Measured Value (dB)	Deviated Value (dB)	Acceptance Limits (dB)
A - weight	94.0	94.0	0.0	± 0.2
C - weight	94.0	94.0	0.0	± 0.2
Flat	94.0	94.0	0.0	± 0.2

5.2 Time weighting at 1 kHz

Frequency Weighting	Anticipated Value (dB)	Measured Value (dB)	Deviated Value (dB)	Acceptance Limits (dB)
Fast	94.0	94.0	0.0	± 0.1
Slow	94.0	94.0	0.0	± 0.1
Leq	94.0	94.0	0.0	± 0.1

6. Long - term stability

Frequency Weighting	SLM Display at initial (dB)	SLM Display at final (dB)	Deviated Value (dB)	Acceptance Limits (dB)
A - weight	94.0	94.1	0.1	± 0.3

Cert. No. : ACL26083
Job No. : VC69AC0053
Pages : 6 of 8

7. Level linearity on the reference level range

Anticipated Value (dB)	Measured Value (dB)	Deviated Value (dB)	Acceptance Limits (dB)
137.0	137.0	0.0	± 1.1
136.0	136.0	0.0	± 1.1
135.0	135.0	0.0	± 1.1
134.0	134.1	0.1	± 1.1
133.0	133.0	0.0	± 1.1
132.0	132.0	0.0	± 1.1
131.0	131.0	0.0	± 1.1
129.0	129.0	0.0	± 1.1
124.0	124.0	0.0	± 1.1
119.0	119.1	0.1	± 1.1
114.0	114.1	0.1	± 1.1
109.0	109.0	0.0	± 1.1
104.0	104.1	0.1	± 1.1
99.0	99.0	0.0	± 1.1
94.0	94.0	0.0	± 1.1
89.0	89.0	0.0	± 1.1
84.0	84.0	0.0	± 1.1
79.0	79.0	0.0	± 1.1
74.0	74.0	0.0	± 1.1
69.0	69.0	0.0	± 1.1
64.0	64.0	0.0	± 1.1
59.0	59.0	0.0	± 1.1
54.0	54.0	0.0	± 1.1
49.0	49.0	0.0	± 1.1
44.0	44.0	0.0	± 1.1
39.0	39.0	0.0	± 1.1
34.0	34.0	0.0	± 1.1
30.0	30.0	0.0	± 1.1
29.0	29.0	0.0	± 1.1
28.0	28.0	0.0	± 1.1
27.0	26.9	-0.1	± 1.1
26.0	25.9	-0.1	± 1.1
25.0	24.9	-0.1	± 1.1

Cert. No. : ACL26083
Job No. : VC69AC0053
Pages : 7 of 8

8. Level linearity including the level range control

Range	Anticipated Value (dB)	Measured Value (dB)	Deviated Value (dB)	Acceptance Limits (dB)
130	94.0	94.0	0.0	±1.1

Range	Anticipated Value (dB)	Measured Value (dB)	Deviated Value (dB)	Acceptance Limits (dB)
130	29.0	28.9	-0.1	±1.1

9. Tone burst response

Time Weighting	Tone burst duration, Tb (ms)	Cycle	Anticipated Value (dB)	Measured Value (dB)	Deviated Value (dB)	Acceptance Limits (dB)
Fast	0.25	1	108.0	107.9	-0.1	1.5 ; -5.0
	2	8	117.0	116.9	-0.1	1.0 ; -2.5
	200	800	134.0	134.0	0.0	±1.0
Slow	2	8	108.0	107.9	-0.1	1.0 ; -5.0
	200	800	127.6	127.6	0.0	±1.0
SEL	0.25	1	99.0	98.8	-0.2	1.5 ; -5.0
	2	8	108.0	108.0	0.0	1.0 ; -2.5
	200	800	128.0	128.0	0.0	±1.0

Cert. No. : ACL26083
Job No. : VC69AC0053
Pages : 8 of 8

10. Peak C sound level

Number of cycle in test signal	Anticipated Value (dB)	Measured Value, Lcpeak (dB)	Deviated Value (dB)	Acceptance Limits (dB)
Continuous	130.0	130.0	0.0	±3.0
One	133.4	133.4	0.0	±3.0

Number of cycle in test signal	Anticipated Value (dB)	Measured Value (dB)	Deviated Value (dB)	Acceptance Limits (dB)
Continuous	133.0	133.0	0.0	±2.0
Positive half cycle	135.4	135.1	-0.3	±2.0
Negative half cycle	135.4	135.1	-0.3	±2.0

11. Overload indication

Measured value (dB)		Deviated Value (dB)	Acceptance Limits (dB)
Positive one-half cycle	Negative one-half cycle		
89.5	89.5	0.0	±1.5

12. High level stability

Frequency Weighting	SLM Display at initial (dB)	SLM Display at final (dB)	Deviated Value (dB)	Acceptance Limits (dB)
A - weight	137.0	137.0	0.0	±0.3

The reported uncertainty is based on a standard uncertainty multiplied by coverage factor $k = 2$ or any value following calculation,providing a lavel of confidence of approximately 95 %

End of Calibration Certificate

SITHIPORN ASSOCIATES CO., LTD.
CALIBRATION LABORATORY
451-451/1 Sirinthorn Road, Bangbumru, Bangplud, Bangkok, 10700 Thailand
Tel. +66 2433 8331 Email : calibration@sithiphorn.com

SITHIPORN associates
ilac-MRA
NSC-TISI-TIS 17025 CALIBRATION 0394

Cert. No. : ACL26112
Pages : 1 of 8

Calibration Certificate

Equipment : SOUND LEVEL METER
Manufacturer : RION
Model : NL-42A / Microphone UC-52 / Preamplifier NH-24
Serial No.: 00623394 / 198641 / 26422
ID No.: RYG_FS0619

Condition As Found : GOOD

Customer : ALS LABORATORY GROUP (THAILAND) CO., LTD.
104 PHATTHANAKAN 40, PHATTHANAKAN ROAD,
KHWAENG PHATTHANAKAN, KHET SUAN LUANG,
BANGKOK, 10250 THAILAND.

Location : -
Ambient Temperature : (23.0 ± 3) °C
Pressure : (101.3 ± 3) kPa
Relative Humidity : (50.0 ± 20) %

REVIEW BY
APPROVED BY
NEXT CAL DATE. 27/ 01/ 2027

Received Date : 12 JANUARY 2026
Calibration Date : 28-30 JANUARY 2026
Date of Issue : 02 FEBRUARY 2026

Calibrated by : Nathakorn Pisutpaisan

Approved by :
(Nitinun Srihawan)

This certificate is issued in accordance with the requirements of ISO/IEC 17025 standard, may not be reproduced other than in full, except with the prior written approval of the head of Calibration Laboratory.

Cert. No. : ACL26112
Job No. : VC69AC0058
Pages : 2 of 8

Calibration Procedure : CP-AC-01

Calibration Method :

This equipment was calibrated by follow on IEC-61672-3 (2013) Standard for sound level meter (SLM).
The SLM had tests to Acoustical and Electrical signal tests of frequency weighting with Anechoic chamber and Reference Standard Instruments.
For tests results of each items were made by observation of each Instruments display and also with SLM's display.

Condition of this result of calibration :

1. Reference Standard Instruments :

Instrument	Model	Serial No.	Cert. No.	Due Date
Waveform Generator	33210A	MY48017076	EF-0011-25	11-FEB-26
Waveform Generator	33511B	MY52302742	EF-0012-25	11-FEB-26
Digital Multimeter	33461A	MY53220104	EEL.BP 24/0268	22-APR-26
Digital Multimeter	33461A	MY53220076	EEL.BP 23/0268	22-APR-26
Digital Multimeter	34461A	MY60024273	CA2025120EA	18-MAR-26
Programmable Attenuator	MAT-1070	62100114	EF-0006-25	11-FEB-26
Condenser Microphone	4180	2977900	AA-1002-25	19-FEB-26
Measuring Amplifier	NA-42KAI	34560495	AA-3002-25	19-FEB-26

2. This result of calibration was found accurate as shown on date and place of calibration for this calibrated item only.
3. This certificate is traceable to the international system of unit maintained at :
   3.1 National Institute of Metrology (Thailand).
   3.2 Thailand Institute of Scientific and Technological Research (TISTR).
   3.3 Electrical And Electronics Institute (EEI).

Cert. No. : ACL26112
Job No. : VC69AC0058
Pages : 3 of 8

Summary of Measurement Result :

Parameter	Uncertainty (dB)	Maximum-permitted uncertainty of measurement (dB)
1. Absolute sensitivity	0.2	N/A
2. Self-generated noise	0.2	N/A
3. Acoustical signal tests of frequency weightings		
125 Hz	0.3	0.6
1000 Hz	0.3	0.6
8000 Hz	0.3	0.7
4. Electrical signal tests of frequency weightings		
For 10 Hz to 4 kHz	0.3	0.6
For > 4 kHz to 10 kHz	0.3	0.7
For > 10 kHz to 20 kHz	0.3	1.0
5. Frequency and time weightings at 1 kHz	0.2	0.2
6. Long - term stability	0.1	0.1
7. Level linearity on the reference level range	0.2	0.3
8. Level linearity including the level range control	0.2	0.3
9. Tone burst response	0.2	0.3
10. Peak C sound level	0.2	0.35
11. Overload indication	0.2	0.25
12. High level stability	0.1	0.1

Cert. No. : ACL26112
Job No. : VC69AC0058
Page : 4 of 8

Result of calibration :

1. Absolute sensitivity

Reference Acoustic Signal (dB)	Measured Value (dB)	Deviation (dB)	Acceptance Limit (dB)
93.9 (93.94)	93.9	0.0	±0.3

2. Self-generated noise

2.1 Normal test

Measured Value (dB)
14.6

2.2 The microphone of the sound level meter was replaced by electrical signal input device.

Frequency Weighting	Weighting (dB)
A - weight	10.4
C - weight	17.1
Flat	22.9

3. Acoustical signal tests of frequency weightings

Meter free-field acoustic response at a level of 84 dB

Frequency (Hz)	Deviation from various frequency weighting response curve (dB)			
	Flat	C-weight	A-weight	Acceptance Limits
125	0.4	0.4	0.4	± 1.5
1000	0.1	0.1	0.1	± 1.0
8000	-0.5	-0.4	-0.3	±5.0

Cert. No. : ACL26112
Job No. : VC69AC0058
Pages : 5 of 8

4. Electrical signal tests of frequency weightings

Weighting network response with relative to 1 kHz.

Frequency (Hz)	Deviation from various frequency weighting response curve (dB)			
	Flat	C-weight	A-weight	Acceptance Limits
63	-0.1	-0.1	-0.1	±2.0
125	0.0	0.0	0.0	±1.5
250	0.0	0.0	0.0	±1.5
500	0.0	0.0	0.0	±1.5
1000	0.0	0.0	0.0	±1.0
2000	0.0	0.0	0.0	±2.0
4000	0.0	0.0	0.0	±3.0
8000	0.0	0.1	0.1	±5.0

5. Frequency and time weightings at 1 kHz

5.1 Frequency weightings at 1 kHz

Frequency Weighting	Anticipated Value (dB)	Measured Value (dB)	Deviated Value (dB)	Acceptance Limits (dB)
A - weight	94.0	94.0	0.0	± 0.2
C - weight	94.0	94.0	0.0	± 0.2
Flat	94.0	94.0	0.0	± 0.2

5.2 Time weighting at 1 kHz

Frequency Weighting	Anticipated Value (dB)	Measured Value (dB)	Deviated Value (dB)	Acceptance Limits (dB)
Fast	94.0	94.0	0.0	± 0.1
Slow	94.0	94.0	0.0	± 0.1
Leq	94.0	94.0	0.0	± 0.1

6. Long - term stability

Frequency Weighting	SLM Display at initial (dB)	SLM Display at final (dB)	Deviated Value (dB)	Acceptance Limits (dB)
A - weight	94.0	94.0	0.0	± 0.3

Cert. No. : ACL26112
Job No. : VC69AC0058
Pages : 6 of 8

7. Level linearity on the reference level range

Anticipated Value (dB)	Measured Value (dB)	Deviated Value (dB)	Acceptance Limits (dB)
137.0	137.0	0.0	± 1.1
136.0	136.0	0.0	± 1.1
135.0	135.0	0.0	± 1.1
134.0	134.0	0.0	± 1.1
133.0	133.0	0.0	± 1.1
132.0	132.0	0.0	± 1.1
131.0	131.0	0.0	± 1.1
129.0	129.0	0.0	± 1.1
124.0	124.0	0.0	± 1.1
119.0	119.0	0.0	± 1.1
114.0	114.0	0.0	± 1.1
109.0	109.0	0.0	± 1.1
104.0	104.0	0.0	± 1.1
99.0	99.0	0.0	± 1.1
94.0	94.0	0.0	± 1.1
89.0	89.0	0.0	± 1.1
84.0	84.0	0.0	± 1.1
79.0	79.0	0.0	± 1.1
74.0	74.1	0.1	± 1.1
69.0	69.1	0.1	± 1.1
64.0	64.0	0.0	± 1.1
59.0	59.1	0.1	± 1.1
54.0	54.0	0.0	± 1.1
49.0	49.0	0.0	± 1.1
44.0	44.0	0.0	± 1.1
39.0	39.0	0.0	± 1.1
34.0	34.0	0.0	± 1.1
30.0	30.0	0.0	± 1.1
29.0	29.0	0.0	± 1.1
28.0	28.0	0.0	± 1.1
27.0	27.0	0.0	± 1.1
26.0	26.0	0.0	± 1.1
25.0	24.9	-0.1	± 1.1

Cert. No. : ACL26112
Job No. : VC69AC0058
Pages : 7 of 8

8. Level linearity including the level range control

Range	Anticipated Value (dB)	Measured Value (dB)	Deviated Value (dB)	Acceptance Limits (dB)
130	94.0	94.0	0.0	±1.1

Range	Anticipated Value (dB)	Measured Value (dB)	Deviated Value (dB)	Acceptance Limits (dB)
130	29.0	28.9	-0.1	±1.1

9. Tone burst response

Time Weighting	Tone burst duration, Tb (ms)	Cycle	Anticipated Value (dB)	Measured Value (dB)	Deviated Value (dB)	Acceptance Limits (dB)
Fast	0.25	1	108.0	107.9	-0.1	1.5 ; -5.0
	2	8	117.0	117.0	0.0	1.0 ; -2.5
	200	800	134.0	134.0	0.0	±1.0
Slow	2	8	108.0	108.0	0.0	1.0 ; -5.0
	200	800	127.6	127.6	0.0	±1.0
SEL	0.25	1	99.0	98.9	-0.1	1.5 ; -5.0
	2	8	108.0	108.0	0.0	1.0 ; -2.5
	200	800	128.0	128.0	0.0	±1.0

Cert. No. : ACL26112
Job No. : VC69AC0058
Pages : 8 of 8

10. Peak C sound level

Number of cycle in test signal	Anticipated Value (dB)	Measured Value, Lcpeak (dB)	Deviated Value (dB)	Acceptance Limits (dB)
Continuous	130.0	130.0	0.0	±3.0
One	133.4	133.3	-0.1	±3.0

Number of cycle in test signal	Anticipated Value (dB)	Measured Value (dB)	Deviated Value (dB)	Acceptance Limits (dB)
Continuous	133.0	133.0	0.0	±2.0
Positive half cycle	135.4	135.2	-0.2	±2.0
Negative half cycle	135.4	135.2	-0.2	±2.0

11. Overload indication

Measured value (dB)		Deviated Value (dB)	Acceptance Limits (dB)
Positive one-half cycle	Negative one-half cycle		
89.5	89.5	0.0	±1.5

12. High level stability

Frequency Weighting	SLM Display at initial (dB)	SLM Display at final (dB)	Deviated Value (dB)	Acceptance Limits (dB)
A - weight	137.0	137.0	0.0	±0.3

The reported uncertainty is based on a standard uncertainty multiplied by coverage factor $k = 2$ or any value following calculation,providing a lavel of confidence of approximately 95 %

End of Calibration Certificate

SITHIPORN ASSOCIATES CO., LTD.
CALIBRATION LABORATORY
451-451/1 Sirinthorn Road, Bangbumru, Bangplud, Bangkok, 10700 Thailand
Tel. +66 2433 8331 Email : calibration@sithiphorn.com

SITHIPORN associates

ISO/IEC 17025 RSC-TIS 17025 CALIBRATION 0394

Cert. No. : ACL26113
Pages : 1 of 8

Calibration Certificate

Equipment : SOUND LEVEL METER
Manufacturer : RION
Model : NL-42A / Microphone UC-52 / Preamplifier NH-24
Serial No.: 00623395 / 198642 / 26423
ID No.: RYG_FS0620

Condition As Found : GOOD

Customer : ALS LABORATORY GROUP (THAILAND) CO., LTD.
104 PHATTHANAKAN 40, PHATTHANAKAN ROAD,
KHWAENG PHATTHANAKAN, KHET SUAN LUANG,
BANGKOK, 10250 THAILAND.

Location : -
Ambient Temperature : (23.0 ± 3) °C
Pressure : (101.3 ± 3) kPa
Relative Humidity : (50.0 ± 20) %

Received Date : 12 JANUARY 2026
Calibration Date : 28-30 JANUARY 2026
Date of Issue : 02 FEBRUARY 2026

REVIEW BY
APPROVED BY
NEXT CAL DATE 27/ 01/ 2027

Calibrated by : Nathakorn Pisutpaisan

Approved by :

(Nitinun Srihawan)

This certificate is issued in accordance with the requirements of ISO/IEC 17025 standard, may not be reproduced other than in full, except with the prior written approval of the head of Calibration Laboratory.

Cert. No. : ACL26113
Job No. : VC69AC0058
Pages : 2 of 8

Calibration Procedure : CP-AC-01

Calibration Method :

This equipment was calibrated by follow on IEC-61672-3 (2013) Standard for sound level meter (SLM).
The SLM had tests to Acoustical and Electrical signal tests of frequency weighting with Anechoic chamber and Reference Standard Instruments.
For tests results of each items were made by observation of each Instruments display and also with SLM's display.

Condition of this result of calibration :

1. Reference Standard Instruments :

Instrument	Model	Serial No.	Cert. No.	Due Date
Waveform Generator	33210A	MY48017076	EF-0011-25	11-FEB-26
Waveform Generator	33511B	MY52302742	EF-0012-25	11-FEB-26
Digital Multimeter	33461A	MY53220104	EEL.BP 24/0268	22-APR-26
Digital Multimeter	33461A	MY53220076	EEL.BP 23/0268	22-APR-26
Digital Multimeter	34461A	MY60024273	CA2025120EA	18-MAR-26
Programmable Attenuator	MAT-1070	62100114	EF-0006-25	11-FEB-26
Condenser Microphone	4180	2977900	AA-1002-25	19-FEB-26
Measuring Amplifier	NA-42KAI	34560495	AA-3002-25	19-FEB-26

2. This result of calibration was found accurate as shown on date and place of calibration for this calibrated item only.
3. This certificate is traceable to the international system of unit maintained at :
   3.1 National Institute of Metrology (Thailand).
   3.2 Thailand Institute of Scientific and Technological Research (TISTR).
   3.3 Electrical And Electronics Institute (EEI).

Cert. No. : ACL26113
Job No. : VC69AC0058
Pages : 3 of 8

Summary of Measurement Result :

Parameter	Uncertainty (dB)	Maximum-permitted uncertainty of measurement (dB)
1. Absolute sensitivity	0.2	N/A
2. Self-generated noise	0.2	N/A
3. Acoustical signal tests of frequency weightings		
125 Hz	0.3	0.6
1000 Hz	0.3	0.6
8000 Hz	0.3	0.7
4. Electrical signal tests of frequency weightings		
For 10 Hz to 4 kHz	0.3	0.6
For > 4 kHz to 10 kHz	0.3	0.7
For > 10 kHz to 20 kHz	0.3	1.0
5. Frequency and time weightings at 1 kHz	0.2	0.2
6. Long - term stability	0.1	0.1
7. Level linearity on the reference level range	0.2	0.3
8. Level linearity including the level range control	0.2	0.3
9. Tone burst response	0.2	0.3
10. Peak C sound level	0.2	0.35
11. Overload indication	0.2	0.25
12. High level stability	0.1	0.1

Cert. No. : ACL26113
Job No. : VC69AC0058
Page : 4 of 8

Result of calibration :

1. Absolute sensitivity

Reference Acoustic Signal (dB)	Measured Value (dB)	Deviation (dB)	Acceptance Limit (dB)
93.9 (93.94)	93.9	0.0	±0.3

2. Self-generated noise

2.1 Normal test

Measured Value (dB)
13.8

2.2 The microphone of the sound level meter was replaced by electrical signal input device.

Frequency Weighting	Weighting (dB)
A - weight	9.9
C - weight	16.6
Flat	22.3

3. Acoustical signal tests of frequency weightings

Meter free-field acoustic response at a level of 84 dB

Frequency (Hz)	Deviation from various frequency weighting response curve (dB)			
	Flat	C-weight	A-weight	Acceptance Limits
125	0.4	0.5	0.5	± 1.5
1000	0.0	0.0	0.0	± 1.0
8000	0.1	0.2	0.1	±5.0

Cert. No. : ACL26113
Job No. : VC69AC0058
Pages : 5 of 8

4. Electrical signal tests of frequency weightings

Weighting network response with relative to 1 kHz.

Frequency (Hz)	Deviation from various frequency weighting response curve (dB)			
	Flat	C-weight	A-weight	Acceptance Limits
63	-0.1	-0.1	0.0	±2.0
125	0.0	0.0	0.0	±1.5
250	0.0	0.0	0.0	±1.5
500	0.0	0.0	0.0	±1.5
1000	0.0	0.0	0.0	±1.0
2000	0.0	0.1	0.0	±2.0
4000	0.0	0.0	0.0	±3.0
8000	0.0	0.1	0.1	±5.0

5. Frequency and time weightings at 1 kHz

5.1 Frequency weightings at 1 kHz

Frequency Weighting	Anticipated Value (dB)	Measured Value (dB)	Deviated Value (dB)	Acceptance Limits (dB)
A - weight	94.0	94.0	0.0	± 0.2
C - weight	94.0	94.0	0.0	± 0.2
Flat	94.0	94.0	0.0	± 0.2

5.2 Time weighting at 1 kHz

Frequency Weighting	Anticipated Value (dB)	Measured Value (dB)	Deviated Value (dB)	Acceptance Limits (dB)
Fast	94.0	94.0	0.0	± 0.1
Slow	94.0	94.0	0.0	± 0.1
Leq	94.0	94.0	0.0	± 0.1

6. Long - term stability

Frequency Weighting	SLM Display at initial (dB)	SLM Display at final (dB)	Deviated Value (dB)	Acceptance Limits (dB)
A - weight	94.0	94.0	0.0	± 0.3

Cert. No. : ACL26113
Job No. : VC69AC0058
Pages : 6 of 8

7. Level linearity on the reference level range

Anticipated Value (dB)	Measured Value (dB)	Deviated Value (dB)	Acceptance Limits (dB)
137.0	137.0	0.0	± 1.1
136.0	136.0	0.0	± 1.1
135.0	135.0	0.0	± 1.1
134.0	134.0	0.0	± 1.1
133.0	133.0	0.0	± 1.1
132.0	132.0	0.0	± 1.1
131.0	131.0	0.0	± 1.1
129.0	129.0	0.0	± 1.1
124.0	124.0	0.0	± 1.1
119.0	119.0	0.0	± 1.1
114.0	114.0	0.0	± 1.1
109.0	109.0	0.0	± 1.1
104.0	104.0	0.0	± 1.1
99.0	99.0	0.0	± 1.1
94.0	94.0	0.0	± 1.1
89.0	89.0	0.0	± 1.1
84.0	84.0	0.0	± 1.1
79.0	79.0	0.0	± 1.1
74.0	74.0	0.0	± 1.1
69.0	69.0	0.0	± 1.1
64.0	64.0	0.0	± 1.1
59.0	59.0	0.0	± 1.1
54.0	54.0	0.0	± 1.1
49.0	49.0	0.0	± 1.1
44.0	44.0	0.0	± 1.1
39.0	39.0	0.0	± 1.1
34.0	34.0	0.0	± 1.1
30.0	29.9	-0.1	± 1.1
29.0	28.9	-0.1	± 1.1
28.0	27.9	-0.1	± 1.1
27.0	26.9	-0.1	± 1.1
26.0	25.9	-0.1	± 1.1
25.0	24.9	-0.1	± 1.1

Cert. No. : ACL26113
Job No. : VC69AC0058
Pages : 7 of 8

8. Level linearity including the level range control

Range	Anticipated Value (dB)	Measured Value (dB)	Deviated Value (dB)	Acceptance Limits (dB)
130	94.0	94.0	0.0	±1.1

Range	Anticipated Value (dB)	Measured Value (dB)	Deviated Value (dB)	Acceptance Limits (dB)
130	29.0	28.8	-0.2	±1.1

9. Tone burst response

Time Weighting	Tone burst duration, Tb (ms)	Cycle	Anticipated Value (dB)	Measured Value (dB)	Deviated Value (dB)	Acceptance Limits (dB)
Fast	0.25	1	108.0	107.9	-0.1	1.5 ; -5.0
	2	8	117.0	117.0	0.0	1.0 ; -2.5
	200	800	134.0	134.1	0.1	±1.0
Slow	2	8	108.0	108.0	0.0	1.0 ; -5.0
	200	800	127.6	127.6	0.0	±1.0
SEL	0.25	1	99.0	98.9	-0.1	1.5 ; -5.0
	2	8	108.0	108.0	0.0	1.0 ; -2.5
	200	800	128.0	128.1	0.1	±1.0

Cert. No. : ACL26113
Job No. : VC69AC0058
Pages : 8 of 8

10. Peak C sound level

Number of cycle in test signal	Anticipated Value (dB)	Measured Value, Lcpeak (dB)	Deviated Value (dB)	Acceptance Limits (dB)
Continuous	130.0	130.0	0.0	±3.0
One	133.4	133.4	0.0	±3.0

Number of cycle in test signal	Anticipated Value (dB)	Measured Value (dB)	Deviated Value (dB)	Acceptance Limits (dB)
Continuous	133.0	133.0	0.0	±2.0
Positive half cycle	135.4	135.2	-0.2	±2.0
Negative half cycle	135.4	135.2	-0.2	±2.0

11. Overload indication

Measured value (dB)		Deviated Value (dB)	Acceptance Limits (dB)
Positive one-half cycle	Negative one-half cycle		
89.6	89.5	-0.1	±1.5

12. High level stability

Frequency Weighting	SLM Display at initial (dB)	SLM Display at final (dB)	Deviated Value (dB)	Acceptance Limits (dB)
A - weight	137.0	137.0	0.0	±0.3

The reported uncertainty is based on a standard uncertainty multiplied by coverage factor $k = 2$ or any value following calculation,providing a lavel of confidence of approximately 95 %

End of Calibration Certificate

SITHIPORN ASSOCIATES CO., LTD.
CALIBRATION LABORATORY

451-451/1 Sirinthorn Road, Bangbumru, Bangplud, Bangkok, 10700 Thailand
Tel. +66 2433 8331 Email : calibration@sithiporn.com

Cert. No. : ACC25058
Pages : 1 of 3

Calibration Certificate

Equipment : SOUND CALIBRATOR
Manufacturer : RION
Model : NC-74
Serial No.: 34178123
ID No.: RYG_FS0215

Condition As Found : GOOD

Customer : ALS LABORATORY GROUP (THAILAND) CO., LTD.
104 PHATTHANAKAN 40, PHATTHANAKAN ROAD,
KHWAENG PHATTHANAKAN, KHET SUAN LUANG,
BANGKOK, 10250 THAILAND.

Location : -
Ambient Temperature : (23.0 ± 3) °C
Pressure : (101.3 ± 3) kPa
Relative Humidity : (50.0 ± 20) %

REVIEW BY
APPROVED BY
NEXT CAL DATE 07/ 10/ 2026

Received Date : 22 SEPTEMBER 2025
Calibration Date : 08 OCTOBER 2025
Date of Issue : 10 OCTOBER 2025

Calibrated by : Nathakorn Pisutpaisan

Approved by :
(Nitinun Srihawan)

This certificate is issued in accordance with the requirements of ISO/IEC 17025 standard, may not be reproduced other than in full, except with the prior written approval of the head of Calibration Laboratory.

SITHIPORN associates

SITHIPORN ASSOCIATES
CALIBRATION LABORATORY

Cert. No. : ACC25058
Job No. : VC68AC0188
Pages : 2 of 3

Calibration Procedure : CP-AC-03

Calibration Method :
This equipment was calibrated by follow on IEC-60942-2003 Standard.
The sound pressure level, frequency and total distortion of the sound calibrator was measured using the reference microphone.

Condition of this result of calibration :
1. Reference Standard Instruments :

Instrument	Model	Serial No.	Cert. No.	Due Date
Waveform Generator	33511B	MY52302742	EF-0012-25	11-FEB-26
Digital Multimeter	33461A	MY53220104	EEL.BP 24/0268	22-APR-26
Digital Multimeter	33461A	MY53220076	EEL.BP 23/0268	22-APR-26
Digital Multimeter	33461A	MY60024273	CA2025120EA	18-MAR-26
Programmable Attenuator	MAT-1070	62100114	EF-0006-25	11-FEB-26
Condenser Microphone	4180	2977900	AA-1002-25	19-FEB-26
Measuring Amplifier	NA-42KAI	34560495	AA-3002-25	19-FEB-26
Audio Analyzer	AVR-3360A	V744B6069	EF-0013-25	13-FEB-26

2. This result of calibration was found accurate as shown on date and place of calibration for this calibrated item only.
3. This certificate is traceable to the international system of unit maintained at :
   3.1 National Institute of Metrology (Thailand).
   3.2 Thailand Institute of Scientific and Technological Research (ITSTR).
   3.3 Electrical And Electronics Institute (EEI).

SITHIPORN associates

SITHIPORN ASSOCIATES
CALIBRATION LABORATORY

Cert. No. : ACC25058
Job No. : VC68AC0188
Pages : 3 of 3

Result of calibration :

1. Sound pressure level

Specified sound pressure level (dB)	Mensured value (dB)	Deviated value (dB)	Uncertainty (dB)	Acceptance limit (dB)
94	94.11	0.11	0.14	0.40

2. Frequency

Specified Frequency (Hz)	Measured value (Hz)	Deviated value (%)	Uncertainty (%)	Acceptance limit (%)
1000	1001.5	0.1	0.1	1.0

3. Total distortion

Measured value (%)	Uncertainty (%)	Acceptance limit (%)
1.83	0.10	3.0

The reported uncertainty is based on a standard uncertainty multiplied by coverage factor $k = 2$ or any value following calculation,providing a lavel of confidence of approximately 95 %

End of Calibration Certificate

JIRANATEE ASSOCIATES CO.,LTD.

Jiranatee Associates Co.,Ltd
63/14-15, 67/35-36
Petchkasem 7, Km. Rd. Wattaphra, Bangkokyai,
Bangkok 10600 (Thailand)
Tel: +66808868812
Mobile: +66863099453
E-mail: jnac-calibration@jiranatee.com
Web site: www.jiranatee.com

Accredited calibration laboratory
ISO/IEC 17025:2017
NSC-TISI-TIS 17025
CALIBRATION 0367

Temperature measurement laboratory
Calibration services department.

NSC – TISI – TIS 17025
CALIBRATION 0367

CERTIFICATE OF CALIBRATION

Certificate No. : CDT-004-69

MEASUREMENT ITEM	: Heat Stress Monitor
MANUFACTURER	: Delta OHM
MODEL/TYPE	: HD32.2
SERIAL NUMBER	: 18018313
ID NUMBER	: RYG_FS0358
CONDITION AS-RECEIVED	: Used item
CUSTOMER	: ALS laboratory group (thailand) Co., Ltd. 104 Phatthanakan 40, Phatthanakan Rd., Khwaeng Suan Luang, Khet Suan Luang, Bangkok 10250 Thailand.
RECEIVED DATE	: 19 Dec 2025
MEASUREMENT DATE	: 06 Jan 2026
ISSUE DATE	: 07 Jan 2026

ENVIRONMENTAL CONDITIONS:
Ambient condition in the laboratory are as follow:

Temperature	: 23.0 ± 3.0	°C
Relative Humidity	: 55.0 ± 15.0	%RH

NOTED: *The certificate is valid only to the item calibrated on date and place of calibration.*

TABULATION OF RESULTS:
The table on next page give the measured values.

Calibration procedure:
The temperature calibration was done by In-House calibration method as WI-CL-001 according to comparison method with standard digital temperature indicator and standard temperature probe. The temperature scale use was based on ITS-90.

Traceability:
The measurement results are traceable to the international system of units (SI) through National Institute of Metrology Thailand (NIMT) Certificate number: TT-1013-25, Certificate number: ER-0061-25.

Reference Used During Calibration:
1. Standard Temperature Probe
Model: STS-100 A500, Serial No.: 657682-09, Due date: 9 Apr 2026
2. Digital Temperature Indicator
Model: DTI-1000-A MK II, Serial No.: 671407-00591 Due date: 22 Apr 2026

Uncertainty of Measurement:
The reported uncertainty of measurement is based on the standard uncertainty multiplied by a coverage factor k=2, Which for a normal distribution corresponds to a coverage probability of approximately 95%. The standard uncertainty has been determined in accordance with the GUM 'Evaluation of measurement data - Guide to the expression of uncertainty in measurement'

REVIEW BY Supat S.
APPROVED BY
NEXT CAL DATE 05/ 01/ 2027

Calibrated by:
☐ Mr. Sorawit Thachalad
☑ Miss Jittraporn Lertsomphol
☐ Miss Ruangrumpai Phoommit

JIRANATEE ASSOCIATES CO.,LTD.

Approved signatory: .....
Mr. Parinya Booncharoen
Calibration Department Manager

THIS CERTIFICATE OF CALIBRATION MAY NOT BE REPRODUCED EXCEPT IN FULL UNLESS PERMISSION FOR REPRODUCTION HAS BEEN OBTAINED IN WRITING FROM THE LABORATORY

JIRANATEE ASSOCIATES CO.,LTD.

Continuation of Certificate of Calibration Number CDT-004-69

Result of Calibration: ☑ Without Adjustment ☐ With Adjustment

Calibration Range: 10 °C to 45 °C

Function:

Table 1: This equipment was connected with wet bulb probe Model: HP3201.2, S/N: 18021467. Dimension: Diameter 3.3 mm. Length 170 mm.

Immersion Depth (mm)	Standard Reading (°C)	UUC Reading (°C)	Error (°C)	Uncertainty (°C)
80	10.060	10.1	0.0	0.099
80	20.063	20.1	0.0	0.099
80	25.047	25.1	0.1	0.099
80	30.032	30.1	0.1	0.099
80	35.013	35.0	0.0	0.099
80	45.005	45.0	0.0	0.099

Table 2: This equipment was connected with Globe thermometer probe Model: TP3276.2, S/N: 18020497. Dimension: Diameter 3.3 mm. Length 205 mm.

Immersion Depth (mm)	Standard Reading (°C)	UUC Reading (°C)	Error (°C)	Uncertainty (°C)
110	10.060	10.1	0.0	0.099
110	20.063	20.1	0.0	0.099
110	25.047	25.1	0.1	0.099
110	30.032	30.1	0.1	0.099
110	35.013	35.1	0.1	0.099
110	45.005	45.0	0.0	0.099

Table 3: This equipment was connected with temperature probe Model: TP3207.2, S/N: 18021270 Dimension: Diameter 14 mm. Length 150 mm.

Immersion Depth (mm)	Standard Reading (°C)	UUC Reading (°C)	Error (°C)	Uncertainty (°C)
75	10.060	10.4	0.3	0.099
75	20.063	20.1	0.0	0.099
75	25.047	25.1	0.1	0.099
75	30.032	30.1	0.1	0.099
75	35.013	35.0	0.0	0.099
75	45.005	44.9	-0.1	0.099

UUC*: Unit Under Calibration

End of Certificate of Calibration

JIRANATEE ASSOCIATES CO.,LTD.

TECHNOLOGY PROMOTION ASSOCIATION (THAILAND-JAPAN)
CORPORATE SERVICES 3: EQUIPMENT CALIBRATION AND TESTING SERVICES
534/4 PATTANAKARN ROAD SOI 18, SUANLUANG, SUANLUANG BANGKOK 10250
TEL 0-2717-3000-29 FAX.0-2719-9484

NSC-TISI-TIS17025
CALIBRATION 0008

Certificate of Calibration

Cert.No.: 25CH847
Page.: 1 of 3

Equipment :	pH Meter
Manufacturer :	Mettler Toledo
Model :	SevenCompact S220
Serial No. :	C104059460
ID No. :	RYG_EN0183
Condition As-Received:	Used Item
Received Date :	17 July 2025
Calibration Date :	18 July 2025
Reference :	2507-0561DSC-3
Submitted by :	ALS Laboratory Group (Thailand) Co.,Ltd. Rayong Branch 616/10 Moo 5, T.Maenam Khu, A.Pluakdaeng, Rayong 21140, Thailand
Ambient Temperature :	(25 ± 2.5) °C
Relative Humidity :	(50 ± 15) %
Calibration Procedure :	In - house method : - CP-CH5 by direct measurement with DC voltage standard and direct measurement with certified reference material (CRM) - CP-CH8 by comparison with temperature standard

REVIEW BY Photchana S.
APPROVED BY
NEXT CAL DATE 18/01/27

Calibrated by : Walalak Sirithean

Approved by : Saithip
Approved Signatory

( ) Chakrit Waewwanjua
( ) Ponpan Paipim
(✓) Saithip Meangmai

Issue Date : 21 July 2025

The Uncertainties are for a confidence probability of approximately 95%

This certificate may not be reproduced other than in full, except with the prior written Approval of the head of Corporate Services 3 : Equipment Calibration and Testing Services.

Cert.No.: 25CH847
Page.: 2 of 3

Condition of this calibration result

1. Reference Standard Instrument

Instrument	Serial No.	ID No.	Cert. No.	Due Date
1) Document Process Calibrator	54030049	130RC116	24E2759	25 Aug 2025
2) Ref. Standard Thermometer	3240076	60RC033	25I394	01 Apr 2026

- This measurement result is traceable to SI throught Technology Promotion Association (Thailand - Japan)

2. Certified Reference Materials : The measurement results are traceable to SI through CPA chem Ltd., ANSI-ASQ National Accreditation Board, Accredited No. AR-1835

Buffer Solution	Manufacturer	Lot No.	Exp. date
pH 4.007	CPA chem	1066665	18 Jan 2027
pH 6.965	CPA chem	1066667	18 Jan 2026
pH 10.010	CPA chem	1114385	08 June 2026

3. This certificate is valid only to the item calibrated on date and place of calibration.

Calibration Results

Function : mV Measurement

Performing standard curve by Document Process Calibrator at pH (4,7,10)

Unit Under Calibration	Nominal Value	Standard Voltage Input	Actual Reading		Uncertainty of Measurement	Coverage factor
	pH	mV	mV	pH	(±mV)	k
pH Meter	4.000	177.48	177.3	4.000	0.058	2.00
S/N.: C104059460	7.000	0.00	-0.2	7.000	0.058	2.00
	10.000	-177.48	-177.6	10.000	0.058	2.00

Calibration Results

Function : pH Measurement

Performing three buffers standard curve by using buffer nominal pH (4,7,10)

Unit Under Calibration	Standard pH Buffer Solution	Actual pH Reading	Actual mV Reading (mV)	Uncertainty of pH Measurement (±)	Coverage factor *k*
pH Electrode	4.007	4.008	184.6	0.0044	2.00
S/N.: 5240606	6.965	6.966	10.2	0.0084	2.00
	10.010	10.009	-164.9	0.0065	2.00

Function : Temperature Measurement

(*) Without adjustment

This equipment was connected with Temperature Probe;

- Model : InLabExpert Pro-ISM
- Serial No. : 5240606

Dimension of probe

- Length : 120 mm.
- Diameter : 12 mm.
- Immersion Depth : 100 mm.

Calibration Point (°C)	Standard Temperature (°C)	UUC* Reading (°C)	Error (°C)	Uncertainty of measurement (± °C)	Coverage factor *k*
25.0	25.001	25.0	-0.001	0.13	2.00

Remark - UUC* = Unit Under Calibration

The reported uncertainty of measurement was based on a standard uncertainty multiplied by a coverage factor *k*, providing a level of confidence of approximately 95 %.

-o0o-

TECHNOLOGY PROMOTION ASSOCIATION (THAILAND-JAPAN)
CORPORATE SERVICES 3: EQUIPMENT CALIBRATION AND TESTING SERVICES
534/4 PATTANAKARN ROAD SOI 18, SUANLUANG, SUANLUANG, BANGKOK 10250
TEL. 0-2717-3000-24 FAX. 0-2719-9484

NSC-TISI-TIS17025 CALIBRATION 0008

Certificate of Calibration

Certificate No. : 25E2372
Page : 1 of 2

Equipment : pH Meter
Manufacturer: Mettler Toledo
Model : SevenCompact S220
Serial No.: C104059460
ID No.: RYG_EN0183
Condition As-Received: Used Item
Received Date: 17 July 2025
Calibration Date: 22 July 2025

This certificate may not be reproduced other than in full, except with the prior written approval of the head of Corporate Services 3: Equipment Calibration and Testing Services.

Reference: 2507-0561DSC
Ambient Temperature: (23 ± 2) °C
Relative Humidity: (50 ± 10) %

Submitted by: ALS Laboratory Group (Thailand) Co.,Ltd. Rayong Branch
616/10 Moo 5, T.Maenam Khu, A.Pluakdaeng,
Rayong 21140, Thailand

Procedure used: Calibration were conducted using calibration procedure No. CP-E17 according to EURAMET cg-15.

Condition of this result of calibration

1.Reference standards instruments :

Instrument	Model	Serial No.	Certificate No.	Due Date
1) Multi-Product Calibrator	5500A	6315011	25E1627	19 May 2026

2.This result of calibration was made on requested at the point specified by customer.

3.The certificate is valid only to the item calibrated on date and place of calibration.

4.This measurement result is traceable to the International System of Unit maintained through:-

-Technology Promotion Association (Thailand-Japan), NSC-ONSC Accredited No. Calibration 0008

Calibrated by : Napachanok Prasomsoosiri
Issue Date : 23 July 2025

Approved Signatory :
[ ] Phalinee Prabpaipal
[ ] Nuntawat Khamchai
[√] Pongsagorn Boonyaporn

Result of calibration :- (*) Without adjustment ( ) After adjustment

Function: DC voltage measurement **Range:** 2000 mV

Standard Value (mV)	UUC* Reading (mV)	Error (mV)	Uncertainty (± µV)
-200.0000	-200.0	0.0	68
-150.0000	-150.0	0.0	65
-100.0000	-100.0	0.0	63
-50.0000	-50.0	0.0	61
0.0000	0.0	0.0	58
50.0000	49.9	-0.1	61
100.0000	99.9	-0.1	63
150.0000	149.9	-0.1	65
200.0000	199.9	-0.1	68

The reported uncertainty of measurement was based on a standard uncertainty multiplied by a coverage factor *k* = 2, providing a level of confidence of approximately 95 %

UUC* = Unit Under Calibration.

-o0o-

TECHNOLOGY PROMOTION ASSOCIATION (THAILAND-JAPAN)
CORPORATE SERVICES 3: EQUIPMENT CALIBRATION AND TESTING SERVICES
534/4 PATTANAKARN ROAD SOI 18, SUANLUANG, SUANLUANG BANGKOK 10250
TEL.0-2717-3000-29 FAX.0-2719-9484

NSC-TISI-TIS17025 CALIBRATION 0008

Certificate of Calibration

Cert. No.: 25LM10
Page.: 1 of 2

REVIEW BY Photchanna S.
APPROVED BY
NEXT CAL DATE. 20/07/26

Equipment : DO Meter with Sensor
Manufacturer : YSI
Model : 5000-115V
Serial No. : 15E102796
ID No. : RYG_EN0032

Submitted by : ALS Laboratory Group (Thailand) Co.,Ltd.
(Rayong Branch)
616/10 Moo 5 T. Maenam Khu, A. Pluakdaeng,
Rayong 21140 Thailand

Location : TPA On Site Calibration Laboratory

Received Order : 17 January 2025
Calibrated Date : 20 January 2025
Ambient Temperature : (26 ± 10) °C
Relative Humidity : (50 ± 30) %
AC Line Voltage : (220 ± 22) V

Calibrated by : Warakorn Lerngagtrakul

Approved by :
Approved Signatory

( ) Chakrit Waewwanjua
(√) Suwit Imjai
( ) Kunchit Promprat

Issue Date : 23 January 2025

The Uncertainties are for a confidence probability of approximately 95%

This certificate may not be reproduced other than in full, except with the prior written Approval of the head of Corporate Services 3 : Equipment Calibration and Testing Services.

Equipment : DO Meter with Sensor **Cert. No.:** 25LM10
Condition As-Received : Used Item **Page.:** 2 of 2
Reference : 2501-0600DSC-2

Procedure Used :-

Calibration were conducted using in-house calibration procedure CP-OT01 according to comparison with Industrial Platinum Resistance Thermometer (IPRT) into Temperature Bath.

The temperature scale used was based on ITS-90.

Condition of this result of calibration

1. Reference standard instrument:-

Instrument	Serial No.	Cert. No.	Traceable	Due Date
1) Digital Thermometer	2188080	24I1022	TPA	17 Sep 2025

2. This certificate is valid only to the item calibrated on date and place of calibration.
3. This certification is traceable to the International System of Unit.

Remark : TPA : Technology Promotion Association (Thailand - Japan)

Result of Calibration :- (*) Without Adjustment

Function : Temperature measurement.

This instrument was connected with temperature sensor, S/N.: 15E100464

Calibration Point (°C)	Immersion Depth (mm)	Standard Temperature (°C)	UUC* Reading (°C)	Error (°C)	Uncertainty (± °C)	Coverage Factor *k*
20.00	60	20.002	19.81	-0.192	0.15	2.00

UUC* : Unit Under Calibration

The reported uncertainty of measurement was based on a standard uncertainty multiplied by a coverage factor ***k***, providing a level of confidence of approximately 95 %.

-o0o-

TECHNOLOGY PROMOTION ASSOCIATION (THAILAND-JAPAN)
CORPORATE SERVICES 3 : EQUIPMENT CALIBRATION AND TESTING SERVICES
534/4 PATTANAKARN ROAD SOI 18, SUANLUANG, SUANLUANG BANGKOK 10250
TEL. 0-2717-3000 FAX. 0-2719-9484

Certificate of Testing

Cert.No.: 25TW15
Page.: 1 of 2

Equipment : DO Meter
Manufacturer : YSI
Model : 5000-115V
Serial No. : 15E102796
ID No. : RYG_EN0032
Received Date : 17 January 2025
Test Date : 20 January 2025
Reference : 2501-0600DSC-1
Submitted by : ALS Laboratory Group (Thailand) Co.,Ltd.
(Rayong Branch)
616/10 Moo 5, T.Maenam Khu, A.Pluakdaeng,
Rayong 21140, Thailand
Laboratory Condition : Temperature (25 ± 5) °C
Humidity (50 ± 20) %
Test Procedure : In - house method : CP-CH9
by Comparison Technique with Azide Modification Method

Tested by : Walalak Sirithean

Approved by : Saithip
Approved Signatory

( ) Pornthippa Tameyakul
( ) Ponpan Paipim
(✓) Saithip Meangmai

Issue Date : 21 January 2025

Cert.No.: 25TW15
Page.: 2 of 2

Condition of this result of calibration

1. Reference Standard Instruments :
This certification is traceable to the International System of Unit through the reference standards laboratory of Industrial Calibration Center, Technology Promotion Association (Thailand-Japan).

Instruments	Serial No.	ID No.	Certificate No.	Due Date
1. Burette	-	130BU10	23CG1172	22 Mar 2025
2. Balance	14233821	110RC001	24MM131	04 July 2025

2. Standard Material :-

Material	Manufacturer	Lot.No.	Assay
Sodium Thiosulfate 5-Hydrate AR	KEMAUS	2203162447	99.6%

Result : **Dissolved Oxygen Meter Adjustment With Air 100 %**
Dissolved Oxygen Probe No.: 15E100464

Titration Method (Azide Modification Method) (mg/L)	DO Meter Reading (mg/L)	Standard Deviation (mg/L)
8.20	8.20	0.0084

This report was certified only for the instrument we tested.It is allowable to use for study Intend to use for advertising and referral purpose is prohibited.This report may not be reproduced other in full, without written approval of the laboratory

-o0o-

TECHNOLOGY PROMOTION ASSOCIATION (THAILAND-JAPAN)
CORPORATE SERVICES 3: EQUIPMENT CALIBRATION AND TESTING SERVICES
534/4 PATTANAKARN ROAD SOI 18, SUANLUANG, SUANLUANG BANGKOK 10250
TEL.0-2717-3000-29 FAX.0-2719-9484

ilac-MRA
NSC-TIBI-TIS17025 CALIBRATION 0008

Certificate of Calibration

Cert. No.: 26TM461
Page : 1 of 3

Equipment : Low Temp. Incubator
Manufacturer : Memmert
Model : IPP750
Serial No. : V818.0084
ID No. : RYG_EN0154

REVIEW BY Thanitak.
APPROVED BY
NEXT CAL DATE 18/09/27

Submitted by : ALS Laboratory Group (Thailand) Co.,Ltd. Rayong Branch
616/10 Moo 5, T.Maenamkoo, A.Pluakdaeng,
Rayong 21140, Thailand

Location : BOD Room
Received Order : 18 March 2026
Calibration Date : 18 March 2026
Ambient Temperature : (26 ± 10) °C
Relative Humidity : (50 ± 30) %
AC Line Voltage : (220 ± 22) V

Calibrated by : Preecha Hlahib

Approved by : Kunchit
Approved Signatory

( ) Chakrit Waewwanjua
( ) Suwit Imjai
(✓) Kunchit Promprat

Issue Date : 31 March 2026

The Uncertainties are for a confidence probability of approximately 95%

This certificate may not be reproduced other than in full, except with the prior written Approval of the head of Corporate Services 3 : Equipment Calibration and Testing Services.

Equipment : Low Temp. Incubator
Condition As-Received : New Item
Reference : 2603-0502OC-2

Cert. No.: 26TM461

Procedure Used :-

Calibration were conducted using calibration procedure CP-OT02 based on TLAS G-20 according to direct measurement method with Data Acquisition which connected with Resistance Temperature Detector (RTD).

The temperature scale used was based on ITS-90.

Condition of this result of calibration

1. Reference standard instrument:-

Instrument	Serial No.	Cert. No.	Traceable	Due Date
1) Data Acquisition	MY49023932	25LM121	TPA,	27 Jul 2026

2. This certificate is valid only to the item calibrated on date and place of calibration.
3. This measurement result is traceable to the International System of Unit maintained through :

Remark : TPA : Technology Promotion Association (Thailand - Japan)

Result of Calibration :- (*) Without Adjustment
Function of UUC* : Temperature Source
Fresh air setting : Not Available

Environment during calibration	Beginning	Finished
Temp. (°C)	23	21
REL.Humid. (%)	37	33
AC Supply (Volt)	220	221

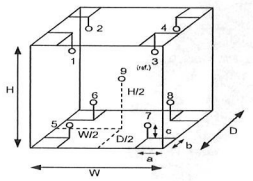

Position :	Ref. Std. ID No.:
1	19-16RTD-01
2	19-16RTD-02
3	19-16RTD-03
4	23-16RTD-04
5	19-16RTD-05
6	19-14RTD-06
7	21-16RTD-07
8	19-16RTD-08
9 (ref.)	19-16RTD-09

Probe Installation Details :

a =	10	cm
b =	10	cm
c =	10	cm

Dimension of Chamber :

D =	0.60	m
W =	1.0	m
H =	1.2	m
Capacity =	0.72	m³

Equipment : Low Temp. Incubator
Condition As-Received : New Item
Reference : 2603-0502OC-2

Cert. No.: 26TM461

Result of Calibration :- (*) Without Adjustment
Function of UUC* : Temperature Source
Fresh air setting : Not Available

Calibration Point (°C)	UUC* Setting (°C)	UUC* Reading (°C)	Temperature stability (± °C)	Temperature uniformity (°C)	Overall Variation (°C)	Coverage Factor *k*
20.0	20.0	20.0	0.019	0.19	0.34	2

Calibration Point	Measured Temperature (°C) Position									Uncertainty
(°C)	1	2	3	4	5	6	7	8	9 (ref.)	(±°C)
20.0	20.185	20.132	20.303	20.160	20.001	20.054	19.983	20.060	20.163	0.30

Average* : The average of 30 values in each position.
Temperature stability : One-half of the greatest maximum difference of measured temperature at any one sensor.
Temperature uniformity : The maximum difference of measured temperatures at any sensors and the measured temperature at the reference location which are observed at the same time or at as close an observation time as possible to determine the temperature pattern or homogeneity within the chamber under steady-state conditions.
Overall Variation : The Difference of the maximum and minimum measured temperatures throughout observation.
UUC* : Unit Under Calibration
Note : The reported uncertainty of measurement was included stability and excluded uniformity .

The reported uncertainty of measurement was based on a standard uncertainty multiplied by a coverage factor ***k***, providing a level of confidence of approximately 95 %.

-o0o-

TECHNOLOGY PROMOTION ASSOCIATION (THAILAND-JAPAN)
CORPORATE SERVICES 3: EQUIPMENT CALIBRATION AND TESTING SERVICES
534/4 PATTANAKARN ROAD SOI 18, SUANLUANG, SUANLUANG BANGKOK 10250
TEL.0-2717-3000-29 FAX.0-2719-9484

ilac-MRA
NSC-TISI-TIS-17025
CALIBRATION 0006

Certificate of Calibration

Cert.No.: 25CG3668

Equipment : Burette
Capacity : 50 mL
Serial No. : -
ID. No. : RYG_EN0216
Manufacturer : Witeg
Made in : Germany

REVIEW BY Thanitark
APPROVED BY
NEXT CAL DATE 18/09/26

Submitted by : ALS Laboratory Group (Thailand) Co.,Ltd.
Rayong Branch
616/10 Moo 5 T.MaenamKoo, A.Pluakdaeng
Rayong 21140, Thailand

Ambient Temperature : (20 ± 2.5) °C
Relative Humidity : (50 ± 10) %
Barometric Pressure : 753 mmHg
Calibration Procedure : ASTM E 542 - 01

Calibrated by : Srisuda Khamtha

Approved by :
Approved Signatory

( ) Ponpan Paipim
(✓) Chakrit Waewwanjua

Issue Date : 19 September 2025

The Uncertainties are for a confidence probability of approximately 95%

This certificate may not be reproduced other than in full, except with the prior written Approval of the head of Corporate Services 3 : Equipment Calibration and Testing Services.

Equipment : Burette
Received Date : 16 September 2025
Condition As-Received : Used Item
Calibration Date : 18 September 2025
Reference : 2509-0564DSC-3

Cert.No.: 25CG3668

Condition of this result of calibration

1. Reference Standard Instruments :

Instruments	Model	Serial No.	ID. No.	Certificate No.	Traceability	Due date
1) Balance	XP205	B134206712	140RC007	25MM296	TPA	16 July 2026
2) Humidity/Baro/Temp	MHB-382SD	AM.42259	140EC016	25H1616	TPA	14 Aug 2026
3) Digital Thermometer	HH376	230805555	140EC013	25I1740	TPA	17 Jan 2026

This measurement result is traceable to SI Unit

2. The certificate is valid only to the item calibrated on date and place of calibration.
3. True value is converted to true volume at the standard temperature of 20 °C

Calibration result :

Nominal capacity (mL)	Reading (mL)	Uncertainty (± mL)	*k* Factor
10	10.0264	0.0082	2.00
25	25.0141	0.0087	2.00
50	49.9952	0.010	2.00

Remark mL = cm^3

The reported uncertainty of measurement was based on a standard uncertainty multiplied by a coverage factor *k* , providing a level of confidence of approximately 95 %.

-o0o-

DKSH

Certificate of Calibration

NSC TISI-TIS 17025 Laboratory 0081

Equipment:	SPECTROPHOTOMETER	Certificate No.:	C06250108
Model:	DR6000	Issued Date:	18 March 2025
Serial No. (or ID.):	1627845 (RYG_EN0037)	Job No.:	WO-00064379
Manufacturer:	HACH	Page:	1 of 3
Condition:	In Condition		

Customer: ALS Laboratory Group (Thailand) Co.,Ltd. (Rayong Branch)
616/10 Moo 5 T.Maenam Khu,
A.Pluakdaeng, Rayong 21140, Thailand.

CALIBRATED BY Photchanas.
APPROVED BY
NEXT CAL. DATE 18/09/26

Environment Condition:	Temperature	24.4	°C	±	0.3	°C
	Humidity	60.8	%RH	±	3.5	%RH

Calibration Place: ALS Laboratory Group (Thailand) Co.,Ltd. (Rayong Branch)
(Wet Chemistry Lab)
616/10 Moo 5 T.Maenam Khu, A.Pluakdaeng, Rayong 21140, Thailand.

Calibration By: Mr.Preecha Phooarsai

Calibration Date: 18 March 2025

The Method used: In house method, CAL-WI-24, base on ASTM E 275-08 and ASTM E 387-04

Traceability: This certificate is traceable to the CRM maintained by National Institute of Standards and Technology (NIST) through Starna Scientific Limited.

The standard for Wavelength Certificate No. 111583 and 111584
The standard for Photometric Certificate No. 9114984 and 111588
The standard for Stray light Certificate No. 111586 and 111585
The standard for Spectral resolution Certificate No. 111587

(Mr. Preecha Phooarsai)
Person in charge

(Miss Kaewkan Suradech)
Authorized signatory

This certificate is issued the units of measurement according to the International System of Units (SI). It provides traceability of measurement to international or national standard or other recognized national standard laboratories.
The measurement uncertainty stated is the expanded uncertainty which is obtained from the standard uncertainty multiplied by the coverage factor (k=2) to provide a level of confidence of approximately 95%. It is determined in accordance with the Guide to Expression of Uncertainty in Measurement (GUM)
These results may be affected by deviations from specified conditions. The results relate only to the items tested, calibrated or sampled. The report shall not be reproduced except in full without approval of DKSH Technology Limited.

บริษัท ดีเคเอสเอช เทคโนโลยี จำกัด
DKSH Technology Limited
2533 ถนนสุขุมวิท แขวงบางจาก เขตพระโขนง กรุงเทพมหานคร 10260
2533 Sukhumvit Road, Bangchak, Phrakhanong, Bangkok 10260
Phone: +66 2639 7000 Email: info.calibration@dksh.com Website: www.dksh.com/scientific-thailand

Calibration Results:

Without Adjustment

Wavelength Accuracy (nm), The spectral bandwidth of Std at 2 nm and UUC at 2 nm

Standard Wavelength	Unit Under Calibration	Correction	Uncertainty
418.61	418.5	0.11	0.13
536.66	536.7	-0.04	0.13
637.98	638.3	-0.32	0.13
748.48	748.8	-0.32	0.13
807.03	807.5	-0.47	0.13

Photometric Accuracy (Absorbance)

Wavelength	Standard absorbance	Unit Under Calibration	Correction	Uncertainty
420 nm	0.0000	0.000	0.0000	0.0045
	0.2930	0.291	0.0020	0.0045
	0.5168	0.518	-0.0012	0.0045
	1.0298	1.031	-0.0012	0.0045
440 nm	0.0000	0.000	0.0000	0.0045
	0.2867	0.285	0.0017	0.0045
	0.5073	0.508	-0.0007	0.0045
	1.0083	1.009	-0.0007	0.0045
465 nm	0.0000	0.000	0.0000	0.0045
	0.2516	0.250	0.0016	0.0045
	0.4595	0.461	-0.0015	0.0045
	0.9334	0.935	-0.0016	0.0045
546.1 nm	0.0000	0.000	0.0000	0.0045
	0.2461	0.246	0.0001	0.0045
	0.4652	0.466	-0.0008	0.0045
	0.9468	0.948	-0.0012	0.0045
590 nm	0.0000	0.000	0.0000	0.0045
	0.2594	0.259	0.0004	0.0045
	0.5040	0.505	-0.0010	0.0045
	1.0032	1.004	-0.0008	0.0045
635 nm	0.0000	0.000	0.0000	0.0045
	0.2579	0.258	-0.0001	0.0045
	0.4971	0.497	0.0001	0.0045
	0.9720	0.973	-0.0010	0.0045

บริษัท ดีเคเอสเอช เทคโนโลยี จำกัด
DKSH Technology Limited
2533 ถนนสุขุมวิท แขวงบางจาก เขตพระโขนง กรุงเทพมหานคร 10260
2533 Sukhumvit Road, Bangchak, Phrakhanong, Bangkok 10260
Phone: +66 2639 7000 Email: info.calibration@dksh.com Website: www.dksh.com/scientific-thailand

Delivering Growth - in Asia and Beyond.
CAL-FM-C06-16: 11 Mar 2024

Calibration Results:

Without Adjustment

Photometric Accuracy (Absorbance)

Wavelength	Standard absorbance	Unit Under Calibration	Correction	Uncertainty
235 nm	0.0000	0.000	0.0000	0.0080
	0.7355	0.738	-0.0025	0.0080
257 nm	0.0000	0.000	0.0000	0.0080
	0.8574	0.857	0.0004	0.0080
313 nm	0.0000	0.000	0.0000	0.0080
	0.2864	0.290	-0.0036	0.0080
350 nm	0.0000	0.000	0.0000	0.0080
	0.6374	0.637	0.0004	0.0080

Stray light *

Standard: cut-off	UUC: Wavelength (nm)	UUC: Transmission (%T)	Absorbance (A)
260.62 +/- 0.11 nm	260.6	1.7	1.770
391.44 +/- 0.11 nm	391.4	1.4	1.854

Spectral Resolution *

Nominal Concentration 0.02 % v/v	Peak	Trough	Ratio	SBW
Standard Wavelength (nm)	268.66	266.69	1.38	2.00
UUC: Wavelength (nm)	268.2	266.2		
Std Absorbance (A)	0.4566	0.2780		
UUC: Absorbance (A)	0.413	0.299		

* Calibration Marked " Not TISI Accredited " in this Certificate have been included for completeness.

The End of Certificate

บริษัท ดีเคเอสเอช เทคโนโลยี จำกัด
DKSH Technology Limited
2533 ถนนสุขุมวิท แขวงบางจาก เขตพระโขนง กรุงเทพมหานคร 10260
2533 Sukhumvit Road, Bangchak, Phrakhanong, Bangkok 10260
Phone: +66 2639 7000 Email: info.calibration@dksh.com Website: www.dksh.com/scientific-thailand

Delivering Growth - in Asia and Beyond.
CAL-FM-C06-16: 11 Mar 2024

DKSH

ใบตรวจสอบสภาพเครื่องวัดสิ่งแวดล้อม

เลขที่ใบงาน: WO-00064379

ชนิดเครื่องมือ: SPECTROPHOTOMETER รุ่น: DR6000 หมายเลขเครื่อง: 1627845

ตรวจสอบ (รับ) 18 Mar 2025 ปกติ	ตรวจสอบ (รับ) 18 Mar 2025 ไม่ปกติ	รายการตรวจเช็ค	ตรวจสอบ (ส่ง) 18 Mar 2025 ปกติ	ตรวจสอบ (ส่ง) 18 Mar 2025 ไม่ปกติ	หมายเหตุ
		General			
☑	☐	1. ความสมบูรณ์เครื่อง	☑	☐	
☑	☐	2. ความสะอาด (ช่องใส่ตัวอย่าง, ภายใน-นอกเครื่อง)	☑	☐	
☑	☐	3. สวิทช์ ปิด – เปิด เครื่อง (On-Off Swicth)	☑	☐	
☑	☐	4. ปุ่มกด (Keypad)	☑	☐	
☑	☐	5. หน้าจอ (Display, Screen Contrast)	☑	☐	
		Spectrophotometer			
☐	☐	6. แรงดันไฟฟ้า (Battery Backup) >= 2.5 VDC	☐	☐	
☐	☐	7. ตัวหมุนเลือกความยาวคลื่น (Wavelength Control)	☐	☐	
☑	☐	8. ความยาวคลื่น (Wavelength Check)	☑	☐	*
☑	☐	9. แหล่งกำเนิดแสง (UV < 3,000 hour)	☑	☐	13.5 Hours
☑	☐	10. แหล่งกำเนิดแสง (Visible < 5,000 hour)	☑	☐	893.0 Hours
☑	☐	11. ช่องวัดหลายตัวอย่าง (Carousel Module)	☑	☐	
		pH Meter and Conductivity Meter			
☐	☐	12. อิเล็คโทรด (Electrode and Connection Cable)	☐	☐	
☐	☐	13. ระดับสารละลายใน Electrode (Level KCl)	☐	☐	
☐	☐	14. ฝาปิดกันปลาย Electrode (Dust Protection Hood)	☐	☐	
☐	☐	15. ขาจับอิเล็คโทรด (Stand)	☐	☐	
		Turbidimeter			
☐	☐	16. ค่าความขุ่นเที่ยสุด (No Sample)	☐	☐	
☐	☐	17. ระดับการส่องสว่างของแสง (>= 2.5 ไม่เกิน 3.0)	☐	☐	
		Automatic titrator			
☐	☐	18. สภาพ Piston Burettes	☐	☐	
☐	☐	19. Function Rinsing and Dosing	☐	☐	
☐	☐	20. ระบบท่อสายยางและอุปกรณ์ประกอบ	☐	☐	

เพิ่มเติม/ข้อแนะนำ : * 656.1nm = 656.1nm

* 486.0nm = 485.7nm

Mr.Preecha Phooarsai
Service Engineer

บริษัท ดีเคเอสเอช เทคโนโลยี จำกัด
DKSH Technology Limited
2533 ถนนสุขุมวิท แขวงบางจาก เขตพระโขนง กรุงเทพมหานคร 10260
2533 Sukhumvit Road, Bangchak, Phrakhanong, Bangkok 10260
Phone: +66 2639 7000 Email: info.calibration@dksh.com Website: www.dksh.com/scientific-thailand

Delivering Growth - in Asia and Beyond.

SARTORIUS

Accredited by

NSC-TISI-TIS 17025
Calibration 0426

NSC-TISI-TIS 17025
CALIBRATION 0426

Calibration certificate

Calibration Certificate No. 26BCI0064

Object	Electronic non-automatic weighing instrument	This calibration certificate documents the traceability to national standards.
Manufacturer	Sartorius	Uncertainties of measurements are taken into account when only statements of compliance are made.
Type	MCE224S-2S00-U	This certificate was prepared by Sartorius Corporation in accordance to the current ISO/IEC 17025:2017 standard and Sartorius Work Instruction (Method) SOP WI 08.
Serial | QM Ident. no.	38101399 | RYG_EN0163	This certificate relate and apply this equipment only.
Customer	ALS Laboratory Group (Thailand) Co.,Ltd. (Rayong Branch) 616/10 Moo 5 T.Maenamkoo, A.Pluak Daeng, Rayong 21140, Thailand.	
Order no.	278579	
Number of pages	4	
Date of calibration	03 Feb 2026	

REVIEW BY ..... Thanitak.

APPROVED BY ..... D.Kumon

NEXT CAL DATE..... 03/02/27

This calibration certificate may not be reproduced other than in full except with the permission of NSC-TISI-TIS-17025 and the issuing laboratory. Calibration certificates without signature are not valid.

The user is obliged to have the object recalibrated at appropriate intervals.

Date of issue	Approval of the Calibration Certificate	Person in charge
03 Feb 2026	Mr. Chonchai Inthana	Chonchai Inthana

Calibration object

Single range instrument

Model	MCE224S-2S00-U
Serial Number	38101399
QM Ident. no | Inventory no.	RYG_EN0163 | ---
Maximum capacity (Max. load)	220.0000 g
Measured up to	220.0000 g
Scale interval	0.0001 g

Place of calibration

Address	According to page 1
Department | Cost center	Laboratory Department. | ---
Building | Floor	--- | 1st Floor.
Room	Balance Room.
Maximum temperature variation at place of calibration	5 K

Calibration procedure

EURAMET Calibration Guide No. 18, Version 4.0 (11/2015) - Guidelines on the Calibration of Non-Automatic Weighing Instruments

Test equipment

Test equipment type	Test equipment ID	Valid until
Thermometer	Testo 174H H/T250743 (Traceable to Si unit through ENTECH)	18 Nov 2026
Test weight set OIML R111 E2	Certificate No.M2508149S ,E2(Traceable to SI unit through TCS)	19 Aug 2027

Adjustment Status

The measuring device was internally adjusted before the calibration.

Environmental and measuring conditions

Date of calibration	03 Feb 2026
Temperature at place of calibration | Temp. diff. $T_{weights} - T_{place}$	25 °C | 0.5 K
Measuring conditions	The installation site is suitable. The device is level. Balance was loaded up to Max before test.
Comments	Humidity 49.0 %RH.

Measurement results | Measurement uncertainties

Repeatability

Test load (nominal): 10 g | 200 g		
	10 g	200 g
1	10.0000 g	200.0000 g
2	10.0000 g	199.9999 g
3	10.0000 g	200.0000 g
4	10.0000 g	200.0001 g
5	9.9999 g	199.9999 g
6	10.0000 g	200.0000 g
7	10.0000 g	199.9999 g
8	10.0000 g	200.0000 g
9	9.9999 g	200.0001 g
10	10.0000 g	200.0000 g
	s = 0.00004 g	s = 0.00007 g

Eccentricity

Test load (nominal):	100 g
Center	100.0001 g
Front left	100.0002 g
Back left	100.0002 g
Back right	100.0000 g
Front right	100.0000 g
Maximum deviation from centric loading indication $\lvert\Delta I_{ecc}\rvert_{max}$ = 0.0001 g	

Error of indication

Testload L	Indication I	Error E	Expansion factor k	Uncertainty $U(E)$	Uncertainty relative $U_{rel}(E)$
0.0100 g	0.0100 g	0.0000 g	2.00	0.00012 g	1.2 %
0.1000 g	0.1000 g	0.0000 g	2.00	0.00017 g	0.17 %
0.5000 g	0.5000 g	0.0000 g	2.00	0.00017 g	0.034 %
1.0000 g	1.0000 g	0.0000 g	2.00	0.00017 g	0.017 %
5.0000 g	5.0000 g	0.0000 g	2.00	0.00017 g	0.0034 %
10.0000 g	10.0000 g	0.0000 g	2.00	0.00017 g	0.0017 %
20.0000 g	20.0000 g	0.0000 g	2.00	0.00018 g	0.00088 %
50.0000 g	50.0000 g	0.0000 g	2.00	0.00018 g	0.00037 %
100.0000 g	100.0001 g	0.0001 g	2.00	0.00021 g	0.00021 %
200.0000 g	200.0000 g	0.0000 g	2.00	0.00030 g	0.00015 %
220.0000 g	220.0001 g	0.0001 g	2.00	0.00034 g	0.00015 %
Maximum error of indication		$\lvert E\rvert_{max}$ = 0.0001 g			

$U_{rel}(E)$ is the quotient of $U(E)$ and test load L. The uncertainty of measurement $U(E)$ is valid only if error E is considered. You will find reference notes on the uncertainty of measurement in use under Appendix to the calibration certificate | Interpretation of measurement results.
Reference note: The reported expanded uncertainty of measurement is stated as the standard uncertainty of measurement multiplied by the documented Expansion factor, determined in accordance with the European Calibration Guideline EURAMET cg-18, V4.0. There is a 95 % probability that the value of the measurand will be in the assigned value range.

End of calibration certificate

Uncertainty of measurement in use

Device adjusted before measurement	Yes
Temperature deviation considered	1.5 K (isoCAL active)
Temperature coefficient considered	$1 \cdot 10^{-6}$/K

Uncertainty of the weighing result $U_{gl}(W)$ $U_{gl}(W) = 0.00017\ g + 4.25 \cdot 10^{-6} \cdot R$

Reference note: The current uncertainty of measurement is calculated by entering of the reading R into this formula. In relation to this, there is no need for a correction of the indication error. The reported expanded uncertainty of measurement is stated as the standard uncertainty of measurement multiplied with an Expansion factor of 2, determined in accordance with the European Calibration Guideline EURAMET cg-18, V4.0. There is a 95 % probability that the value of the measurand will be in the assigned value range.

Indication in % from max load	Net indication R	Uncertainty $U_{gl}(W)$	Uncertainty relative $U_{gl}(W)_{rel}$
1 %	2.2000 g	0.00018 g	0.0082 %
25 %	55.0000 g	0.00040 g	0.00073 %
50 %	110.0000 g	0.00064 g	0.00058 %
75 %	165.0000 g	0.00087 g	0.00053 %
100 %	220.0000 g	0.0011 g	0.00050 %

Graphic realization of the relative uncertainty of measurement | process accuracy

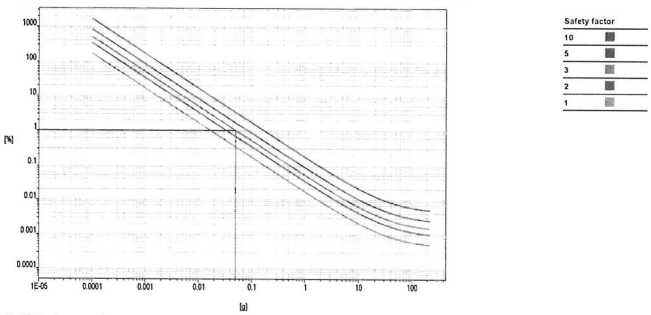

Displayed example

Process accuracy	1.00 %
Safety factor	3
Minimum sample weight	0.0507 g

SCG
Metrology Center
SCI ECO Services Company Limited
51 Moo 8, Tubkwang, Kaeng Khoi, Saraburi, Thailand 18260
Bangkok Tel : +668 9205 6851 , +669 81924 0059
Saraburi Tel : +669 8247 2360
Website : www.scieco.co.th E-Mail : calibrate@scg.co.th

NSC-TISI-TIS 17025 CALIBRATION 0244

Certificate No. T251530 Page 1 of 3

Certificate of Calibration

Equipment	:	**Chamber (Oven)**
Manufacturer	:	**MEMMERT**
Model	:	**UF 110**
Serial No.	:	**B416.2420**
Customer Code	:	**RYG_EN0012**
ID No.	:	**T6444A5**
Customer	:	**ALS Laboratory Group (Thailand) Co.,Ltd. (Rayong Branch)**
		616/10 Moo 5 T.Maenamkoo,
		A.Pluakdaeng, Rayong 21140
Customer Location	:	**ENVIRONMENT LABORATORY**
Date of Receipt	:	**3 September 2025**
Calibrated By	:	**Sujjar Naknakred (Site Calibration Manager)**
Approved By	:	**Boonchai Suriyawong (Site Calibration Manager)**
Date of Issue	:	17 SEP 2025

REVIEW BY Thanitak.
APPROVED BY D. Lai
NEXT CAL. DATE 10/02/27

The uncertainties are for a confidence probability of approximately 95%.

This Certificate is issued in accordance with the conditions of accreditation granted by the Thai Laboratory Accreditation Scheme which has assessed the measurement capability of the laboratory and its traceability to recognized national standards and to the units of measurement realized at the corresponding national standard laboratory. This certificate may not be reproduced other than in full except with the prior written approval of the Metrological Center.

SCG
Metrology Center
SCI ECO Services Company Limited
51 Moo 8, Tubkwang, Kaeng Khoi, Saraburi, Thailand 18260

NSC-TISI-TIS 17025 CALIBRATION 0244

Calibration Report

Equipment	:	**Chamber (Oven)**
Date of Calibration	:	**10 September 2025**
Environment	:	**Temperature : 35.7-36.6 °C**
		Line Voltage : 226.8-233.7 V
		Relative Humidity : 55 - 65 %RH

Condition of this results of calibration :

1. This equipment was calibrated by insert nine resistance thermometer detectors into its chamber , the other one resistance thermometer detector use for ambient temperature measurement . The calibration was done in according to WI-T20 (based on ASTM E145-94 (Reapproved 2019) and AS2853-1986).
   All data show below were final values and the initial data from customer request . The temperature scale used was based on ITS - 90 .
2. Reference Standard Instrument :

Instrument	Model	Instrument No.	Certificate No.	Due Date
RTD	100 ohm	30-(CH1-10)	T242203	9 November 2025
DATA LOGGER	34970A	T47	T242203	9 November 2025

3. This certificate is traceable to :
   National Institute of Metrology (Thailand) through Metrological Center (NSC-TISI-TIS 17025 CALIBRATION 0244.
4. Condition of calibrated item : good
   Equipment Description :
   Time Constant 3 Hour 29 Minute At 104 °C
   Fresh Air Damper [X] Open [X] Min [ ] Medium [ ] Max [ ] Close [ ] Not Available
5. Adjustment :
   ( ) without adjustment (X) after adjustment

Approved By. D. Lai

SCG
Metrology Center
SCI ECO Services Company Limited
51 Moo 8, Tubkwang, Kaeng Khoi, Saraburi, Thailand 18260

NSC-TISI-TIS 17025 CALIBRATION 0244

Calibration Report

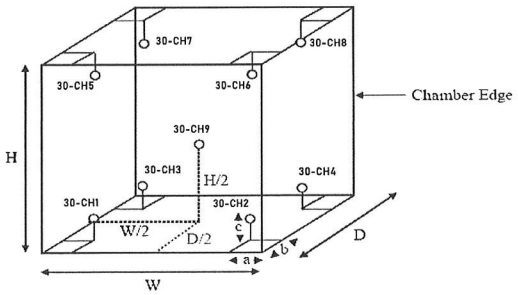

Remark : Internal Dimensions of Chamber : W (Width) = 56 cm. , H (Height) = 48 cm. and D (Depth) = 40 cm.
Size of Installed Standard sensor number 30-CH1 to number 30-CH8 : a = 5 cm. ,b = 5 cm. and c = 5 cm.
Size of Installed Standard sensor number 30-CH9 : W/2 = 56 cm./2 , H/2 = 48 cm./2 and D/2 = 40cm./2

Measurement Results

	Average Standard Reading at each position (°C)								
Calibration Point	30-CH1	30-CH2	30-CH3	30-CH4	30-CH5	30-CH6	30-CH7	30-CH8	30-CH9
104	104.02	103.70	104.01	104.16	104.11	104.08	104.01	104.33	103.61
180	180.67	178.78	180.38	179.85	179.16	180.27	180.98	181.04	179.49

Chamber (Oven)			Temperature Distribution				
Setting °C	Reading (°C) Min , Max	Reading (°C) Average	Average (°C)	Stability (± °C)	Uniformity (°C)	Uncertainty (± °C)	Coverage Factor k
104.0	103.9 , 104.1	104.0	104.00	0.08	0.61	0.42	2.00
180.0	179.9 , 180.1	180.0	180.07	0.21	1.51	0.52	2.00

* The quoted uncertainty exclude "uniformity"
The calibration result apply only the above calibrated item.
The result of test was found accurate as shown on date and place of test only.
The reported expanded uncertainty is based on a standard uncertainty multiplied by a coverage factor k which for a t-distribution, providing a level of confidence of approximately 95 % .

End of Certificate.

Approved By. D. Lai

SARTORIUS

Accredited by
NSC-TISI-TIS 17025
Calibration 0426

NSC-TISI-TIS 17025 CALIBRATION 0426

Calibration certificate

Calibration Certificate No. 26BCI0066

Object	Electronic non-automatic weighing instrument	This calibration certificate documents the traceability to national standards.
Manufacturer	Sartorius	Uncertainties of measurements are taken into account when only statements of compliance are made.
Type	MSU224S-100-DU	This certificate was prepared by Sartorius Corporation in accordance to the current ISO/IEC 17025:2017 standard and Sartorius Work Instruction (Method) SOP WI 08.
Serial | QM Ident. no.	31709552 | RYG_EN0003	This certificate relate and apply this equipment only.
Customer	ALS Laboratory Group (Thailand) Co.,Ltd. (Rayong Branch)	
	616/10 Moo 5 T.Maenamkoo, A.Pluak Daeng, Rayong 21140, Thailand.	
Order no.	278579	
Number of pages	4	
Date of calibration	03 Feb 2026	

REVIEW BY Thanitak.
APPROVED BY D. Lai
NEXT CAL DATE 03/02/27

This calibration certificate may not be reproduced other than in full except with the permission of NSC-TISI-TIS-17025 and the issuing laboratory. Calibration certificates without signature are not valid.

The user is obliged to have the object recalibrated at appropriate intervals.

Date of issue	Approval of the Calibration Certificate	Person in charge
03 Feb 2026	Mr. Chonchai Inthana	Chonchai Inthana

Sartorius (Thailand) Co., Ltd.
129 Rama 9 Road, Huaykwang
10310 Bangkok

Calibration object

Single range instrument

Model	MSU224S-100-DU
Serial Number	31709552
QM Ident. no | Inventory no.	RYG_EN0003 | ---
Maximum capacity (Max. load)	220.0000 g
Measured up to	220.0000 g
Scale interval	0.0001 g

Place of calibration

Address	According to page 1
Department | Cost center	Laboratory Department. | ---
Building | Floor	--- | 1st Floor.
Room	Balance Room.
Maximum temperature variation at place of calibration	5 K

Calibration procedure

EURAMET Calibration Guide No. 18, Version 4.0 (11/2015) - Guidelines on the Calibration of Non-Automatic Weighing Instruments

Test equipment

Test equipment type	Test equipment ID	Valid until
Thermometer	Testo 174H H/T250743 (Traceable to Si unit through ENTECH)	18 Nov 2026
Test weight set OIML R111 E2	Certificate No.M2508149S ,E2(Traceable to SI unit through TCS)	19 Aug 2027

Adjustment Status

The measuring device was internally adjusted before the calibration.

Environmental and measuring conditions

Date of calibration	03 Feb 2026
Temperature at place of calibration | Temp. diff. $T_{weights} - T_{place}$	24.5 °C | 0.5 K
Measuring conditions	The installation site is suitable. The device is level. Balance was loaded up to Max before test.
Comments	Humidity 52.0 %RH.

Measurement results | Measurement uncertainties

Repeatability

Test load (nominal): 10 g | 200 g		
	10 g	200 g
1	10.0000 g	200.0000 g
2	10.0000 g	200.0001 g
3	10.0000 g	200.0001 g
4	10.0001 g	200.0001 g
5	10.0000 g	200.0001 g
6	10.0000 g	200.0000 g
7	10.0000 g	200.0000 g
8	10.0000 g	200.0000 g
9	10.0000 g	200.0000 g
10	10.0000 g	200.0000 g
	s = 0.00003 g	s = 0.00005 g

Eccentricity

Test load (nominal):	100 g
Center	100.0000 g
Front left	100.0000 g
Back left	99.9999 g
Back right	100.0000 g
Front right	100.0000 g
Maximum deviation from centric loading indication $\lvert\Delta I_{ecc}\rvert_{max}$ = 0.0001 g	

Error of indication

Testload L	Indication I	Error E	Expansion factor k	Uncertainty $U(E)$	Uncertainty relative $U_{rel}(E)$
0.0100 g	0.0100 g	0.0000 g	2.00	0.00010 g	1.0 %
0.1000 g	0.1000 g	0.0000 g	2.00	0.00013 g	0.13 %
0.5000 g	0.5000 g	0.0000 g	2.00	0.00013 g	0.027 %
1.0000 g	1.0000 g	0.0000 g	2.00	0.00013 g	0.013 %
5.0000 g	5.0000 g	0.0000 g	2.00	0.00014 g	0.0027 %
10.0000 g	10.0000 g	0.0000 g	2.00	0.00014 g	0.0014 %
20.0000 g	20.0000 g	0.0000 g	2.00	0.00014 g	0.00071 %
50.0000 g	50.0001 g	0.0001 g	2.00	0.00015 g	0.00030 %
100.0000 g	100.0000 g	0.0000 g	2.00	0.00018 g	0.00018 %
200.0000 g	200.0000 g	0.0000 g	2.00	0.00028 g	0.00014 %
220.0000 g	220.0000 g	0.0000 g	2.00	0.00032 g	0.00015 %
Maximum error of indication		$\lvert E\rvert_{max}$ = 0.0001 g			

$U_{rel}(E)$ is the quotient of $U(E)$ and test load L. The uncertainty of measurement $U(E)$ is valid only if error E is considered. You will find reference notes on the uncertainty of measurement in use under Appendix to the calibration certificate | Interpretation of measurement results.
Reference note: The reported expanded uncertainty of measurement is stated as the standard uncertainty of measurement multiplied by the documented Expansion factor, determined in accordance with the European Calibration Guideline EURAMET cg-18, V4.0. There is a 95 % probability that the value of the measurand will be in the assigned value range.

End of calibration certificate

Uncertainty of measurement in use

Device adjusted before measurement	Yes
Temperature deviation considered	1.5 K (isoCAL active)
Temperature coefficient considered	$1 \cdot 10^{-6}$/K
Uncertainty of the weighing result $U_{gl}(W)$	$U_{gl}(W) = 0.00013\ g + 3.65 \cdot 10^{-6} \cdot R$

Reference note: The current uncertainty of measurement is calculated by entering of the reading R into this formula. In relation to this, there is no need for a correction of the indication error. The reported expanded uncertainty of measurement is stated as the standard uncertainty of measurement multiplied with an Expansion factor of 2, determined in accordance with the European Calibration Guideline EURAMET cg-18, V4.0. There is a 95 % probability that the value of the measurand will be in the assigned value range.

Indication in % from max load	Net indication R	Uncertainty $U_{gl}(W)$	Uncertainty relative $U_{gl}(W)_{rel}$
1 %	2.2000 g	0.00014 g	0.0063 %
25 %	55.0000 g	0.00033 g	0.00060 %
50 %	110.0000 g	0.00053 g	0.00048 %
75 %	165.0000 g	0.00073 g	0.00044 %
100 %	220.0000 g	0.00093 g	0.00042 %

Graphic realization of the relative uncertainty of measurement | process accuracy

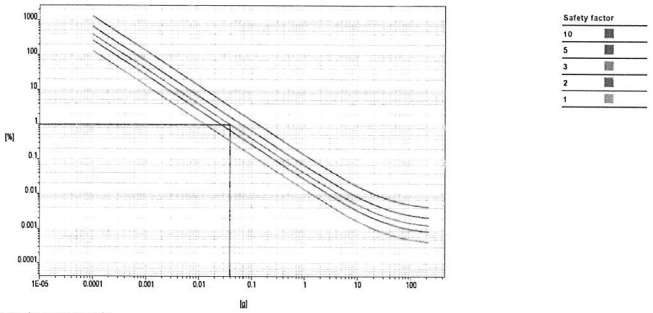

Displayed example

Process accuracy	1.00 %
Safety factor	3
Minimum sample weight	0.0395 g

SCG
Metrology Center
SCI ECO Services Company Limited
51 Moo 8, Tubkwang, Kaeng Khoi, Saraburi, Thailand 18260
Bangkok Tel : +668 9205 6851 , +669 81924 0059
Saraburi Tel : +669 8247 2360
Website : www.scieco.co.th E-Mail : calibrate@scg.co.th
NSC-TISI-TIS 17025 CALIBRATION 0244

Certificate No. T252169

Certificate of Calibration

Equipment	:	**Liquid Bath (Water)**
Manufacturer	:	**Memmert**
Model	:	**WNE29**
Serial No.	:	**L623.0105**
Customer Code	:	**RYG_EN0220**
ID No.	:	**T5650A5**
Customer	:	**ALS Laboratory Group (Thailand) Co.,Ltd. (Rayong Branch)**
		616/10 Moo 5 T.Maenamkoo,
		A.Pluakdaeng, Rayong 21140
Customer Location	:	**Wet Chemistry Lab**
Date of Receipt	:	**19 November 2025**
Calibrated By	:	**Sujjar Naknakred (Site Calibration Manager)**
Approved By	:	**/ Boonchai Suriyawong (Site Calibration Manager)**
Date of Issue	:	01 DEC 2025

REVIEWED BY Thanlall
APPROVED BY
TECHNICAL MGR. 27/11/25

The uncertainties are for a confidence probability of approximately 95%.

This Certificate is issued in accordance with the conditions of accreditation granted by the Thai Laboratory Accreditation Scheme which has assessed the measurement capability of the laboratory and its traceability to recognized national standards and to the units of measurement realized at the corresponding national standard laboratory. This certificate may not be reproduced other than in full except with the prior written approval of the Metrological Center.

SCG
Metrology Center
SCI ECO Services Company Limited
51 Moo 8, Tubkwang, Kaeng Khoi, Saraburi, Thailand 18260
NSC-TISI-TIS 17025 CALIBRATION 0244

Certificate No. T252169

Calibration Report

Equipment : Liquid Bath (Water)
Date of Calibration : 27 November 2025
Environment : Temperature : 25.5-25.7 °C
Line Voltage : 221.8-225.5 V
Relative Humidity : 55 - 65 %RH

Condition of this results of calibration :

1. This equipment was calibrated by insert five resistance thermometer detectors into its water bath , the other one thermocouple type T use for ambient temperature measurement . The calibration was done in according to WI-T36 (based on ASTM E715-80 (Reapproved 2022)).
All data show below were final values and the initial data from customer request . The temperature scale used was based on ITS - 90 .
2. Reference Standard Instrument :

Instrument	Model	Instrument No.	Certificate No.	Due Date
RTD	100 OHM	M18 (CH1-CH5)	T251758	17 October 2026
DATA LOGGER	34970A	T261	T251758	17 October 2026

3. This certificate is traceable to :
National Institute of Metrology (Thailand) through Metrological Center (NSC-TISI-TIS 17025 CALIBRATION 0244.)
4. Condition of calibrated item : good
Equipment Description :
Time Constant 1 Hour 3 Minute At 63 °C
5. Adjustment :
(X) without adjustment ( ) after adjustment

Approved By.

SCG
Metrology Center
SCI ECO Services Company Limited
51 Moo 8, Tubkwang, Kaeng Khoi, Saraburi, Thailand 18260
NSC-TISI-TIS 17025 CALIBRATION 0244

Certificate No. T252169

Calibration Report

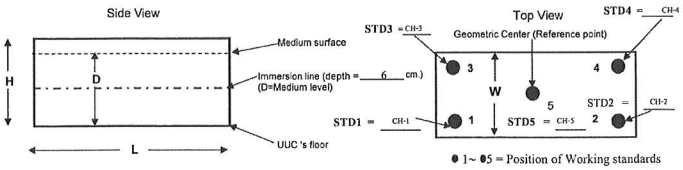

● 1~ ●5 = Position of Working standards

- D = Medium level : 12 cm. Working space dimension : 59 X 35 X 14 (WxLxH)
- UUC 's medium : Water
- Working standards are located at 2.5 cm. away from each coner and walls.

Measurement Results:

	Average Standard Reading at each position (°C)				
Calibration Point	CH-1	CH-2	CH-3	CH-4	CH-5
63	62.93	63.13	62.94	63.10	63.09
85	85.15	85.33	85.21	85.43	85.20

Liquid Bath (Water)			Temperature Distribution				
Setting (°C)	Reading (°C)		Average	Stability	Uniformity	Uncertainty	Coverage
	Min , Max	Average	(°C)	(±°C)	(±°C)	(±°C)	Factor *k*
63.0	62.9 , 63.1	63.0	63.04	0.08	0.17	0.27	2.06
85.0	84.8 , 85.2	85.0	85.26	0.13	0.24	0.43	2.23

*** The quoted uncertainty exclude "uniformity"**
The calibration result apply only the above calibrated item.
The result of test was found accurate as shown on date and place of test only.
The reported expanded uncertainty is based on a standard uncertainty multiplied by a coverage factor *k* which for a t-distribution, providing a level of confidence of approximately 95 % .

End of Certificate.

Approved By.

Automation Service Co.,Ltd. BKK_EN0066
Head Office : 929,929/1 Soi Pattanakarn 30, Pattanakarn Road, Suanluang, Bangkok
Tel: 02-319-9994
www.automation.co.th
Sales & Service Center
Rayong : 1/15 Huaypong Rd., Muang, Rayong 21150 [T. 038-692-152]
Lamphun : 122/5 M.4, Ban Klang, Muang, Lamphun 51000 [T. 053-581-876]
Prachinburi : 688 M.10, Thatum, Srimahaphote, Prachinburi 25140 [T. 037-208-880]

MTOC : L-0617/2025 Report No. : ALS-416

TOC-L Maintenance Report

Instrument : Total Organic Carbon Analyzer
Model : TOC-LCSH
Serial No. : H54425300416
Manufacture : Shimadzu
Measuring : TC 0 ~ 30000 mg/L
Place of Installation : -
Department : LABORATORY

Customer : ALS Laboratory Group (Thailand) Co.,Ltd.
104 Phatthanakan 40, Phatthanakan Rd.,
Khwaen Suan Luang, Khet Suan Luang,
Bangkok 10250 Thailand

Date of Maintenance : 27 / 06 / 2025

Ambient Condition : Temperature 25.5 ± 5 °C
: Humidifier 58 ± 15 %RH

REVIEW BY Woon S.
APPROVED BY Sirilut B.
NEXT CAL. DATE 27/6/26

Maintenance By : Teeraphat Kamlungkua
(Mr. Teeraphat Kamlungkua)
Technician

Approved By :
(Mr. Nipon Phungsomsak)
Technician Manager

User Name : Sirilut B.
(Miss Sirilut Bunnak)

Automation Service Co.,Ltd.
Head Office : 929,929/1 Soi Pattanakarn 30, Pattanakarn Road, Suanluang, Bangkok
Tel: 02-319-9994
www.automation.co.th
Sales & Service Center
Rayong : 1/15 Huaypong Rd., Muang, Rayong 21150 [T. 038-692-152]
Lamphun : 122/5 M.4, Ban Klang, Muang, Lamphun 51000 [T. 053-581-876]
Prachinburi : 688 M.10, Thatum, Srimahaphote, Prachinburi 25140 [T. 037-208-880]

MTOC : L-0617/2025 Report No. : ALS-416

Maintenance Sheet

Customer : ALS Laboratory Date : 27 / 06 / 2025
Model : TOC-LCSH Serial No. H54425300416

Item	Carry out maintenance work	Result	Exchange	Comment
1.	Check functionality of the device			
	Check furnace temperature (Standard cat. 680 °C / for TN cat. 720 °C)	O.K.		
	Check dehumidifier temperature (1 °C)	O.K.		
	Check the entire flow line related to leakage	O.K.		
	Check baseline status (OK)	O.K.		
	Check carrier gas pressure (200 ±10 kPa)	O.K.		
	Check carrier gas flow rate (150 mL/min)	O.K.		
2.	Tubes			
	Check all tubing for contamination, if necessary clean them	O.K.		
	Check all tubing for tight connection	O.K.		
3.	Container and Drainage			
	Fill up humidifier with pure water to max. level	O.K.		
	Check filling of dilution water and acid container	O.K.		
	Rinse Drain Pot, after wards refill again with pure water	O.K.		
	Check if outlet flow is in proper conditions	O.K.		
4.	TC and IC Injection			
	Clean injector Block	O.K.		
	Check injector Block for wear	O.K.		
	Check injection tube adjustment	O.K.		
	Check injection for leakage	O.K.		
	Check injection for clogging	O.K.		
5.	IC Measurement (N-type)			
	Check acidification in syringe			
	Check sparging in syringe			
6.	Eye check of 8-Port valve, for sample residues or moist spots that indicate possible leakage	O.K.		
7.	Check and if necessary exchange consumable, Maintenance parts	O.K.		See list of consumable, maintenance parts

Inspection by : Teeraphat Kamlungkua
(Mr. Teeraphat Kamlungkua)
Technician

Automation Service Co.,Ltd.
Head Office : 929,929/1 Soi Pattanakarn 30, Pattanakarn Road, Suanluang, Bangkok
Tel: 02-319-9994
www.automation.co.th
Sales & Service Center
Rayong : 1/15 Huaypong Rd., Muang, Rayong 21150 [T. 038-692-152]
Lamphun : 122/5 M.4, Ban Klang, Muang, Lamphun 51000 [T. 053-581-876]
Prachinburi : 688 M.10, Thatum, Srimahaphote, Prachinburi 25140 [T. 037-208-880]

MTOC : L-0617/2025 Report No. : ALS-416

Item	Carry out maintenance work	Result	Exchange	Comment
8.	Due to instrument condition, clean the instrument inside and outside.	O.K.		
9.	After checking the system and exchanging of consumable and maintenance parts a new 1-3 point calibration have to be done.	O.K.		Addition test 1.
10.	After wards the calibration perform check sample measurement.	O.K.		Addition test 2.

Addition test

Test no.	Test conditions	Meas. value	Result
1.	Calibration TC standard solution at 0, 0.1, 0.5, 1, 5 10, 20 injection volume 50 µL No. of measurement 2 times (Max.3)		Attachment : ALS-416 Page 1/4 -2/4
	Criteria : R^2 = 0.995 or more	0.9999	Pass
2.	Measurement of reagent water and TC standard solution at 5.0 mg/L injection volume 50 µL No. of measurement 2 times (Max.3) and calculate accuracy by Meas. of TC standard - Meas. of Reagent water		Attachment : ALS-416 Page 3/4 - 4/4
	Criteria : Accuracy %Recovery 10% or less	5.244 - 0.1797 = 5.064 ppm	Pass

Inspection by : Teeraphat Kamlungkua
(Mr. Teeraphat Kamlungkua)
Technician

Automation Service Co.,Ltd.
Head Office : 929,929/1 Soi Pattanakarn 30, Pattanakarn Road, Suanluang, Bangkok
Tel: 02-319-9994
www.automation.co.th
Sales & Service Center
Rayong : 1/15 Huaypong Rd., Muang, Rayong 21150 [T. 038-692-152]
Lamphun : 122/5 M.4, Ban Klang, Muang, Lamphun 51000 [T. 053-581-876]
Prachinburi : 688 M.10, Thatum, Srimahaphote, Prachinburi 25140 [T. 037-208-880]

MTOC : L-0617/2025 Report No. : ALS-416

List of Consumable, Maintenance parts

Pos.	Part Number	Part Name	Result	Exchange	Recommended Interval
1.	036-11209-84	O-ring, 4D P10A (Viton , for TC,IC Slider)	O.K.		1 time per year, Depending on condition
2.	036-11219-84	O-ring, 4D P20 (for sealing TC-Combustion tube)	O.K.	√	1 time per year, Depending on condition
3.	638-15025	O-ring, PIFE (for TC,IC-Slider)	O.K.		1 time per year, Depending on condition
4.	630-00105-01	Platinum net, (2pcs-set) (to support catalyst)	O.K.	√	6 month same time as catalyst exchange
5.	630-00557	Silica Wool (to support catalyst)	O.K.	√	6 month same time as catalyst exchange
6.	630-00992	Halogen Scrubber	O.K.	√	6 month
7.	630-00996	High Sensitivity TC Catalyst (When installed)	N/A		Depending on condition
8.	638-60116	Regular Catalyst (33g) (When installed)	O.K.	√	6 month
9.	638-56251-01	8-Port valve rotor	O.K.	√	1 time per year
10.	638-41323	TC-Combustion Tube	O.K.	√	6 month same time as catalyst exchange
11.	631-43404-01	Packing, gasket slider (for TC-Injection tube)	O.K.		1 time per year, Depending on condition
12.	638-59296	Syringe 5mL	O.K.		Depending on condition
13.	638-59296-01	Plunger Tip (for syringe 5mL)	O.K.	√	6 month
14.	042-00405-11	IC reagent supply pump head	O.K.		1 time per year
15.	630-00999	CO2-Absorber (for cell space purge)	O.K.	√	1 time per year
16	630-00964	Molecular Sieves 13x	O.K.		1 time per year

Note. Table indicates the guidelines replacement periods when NPOC measurement is performed on sample that are comparatively as clean as tap water ,use standard catalyst and at a rate of about 500 sample per month (operating five days a week)

Inspector By Teeraphat Kamlungkua
(Mr. Teeraphat Kamlungkua)
Technician

TOC-Control L Report

ALS
2025_06_27_001_PM.tlx

Instr.Information

Instrument Options: TOC/ASI/IC Unit
Catalyst: Regular Sensitivity

Cal. Curve

Sample Name: Untitled
Sample ID: Untitled
Cal. Curve: TC 0.1 - 20 ppm 2025_06_27_13_27_34.cal
Status: Completed

Type	Anal.
Standard	TC

Conc: 0.000mg/L

No.	Area	Inj. Vol	Acq. Dil.	Rem.	Ex.	Date / Time
1	0.3995	50uL	1.000	*******		6/27/2025 1:30:33 PM
2	0.3474	50uL	1.000	*******		6/27/2025 1:32:43 PM

Acid Add. 0.000%
Mean Area 0.3735
SD Area 0.03684
CV Area 9.86%

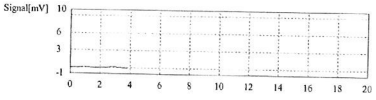

Conc: 0.1000mg/L

No.	Area	Inj. Vol	Acq. Dil.	Rem.	Ex.	Date / Time
1	0.8247	50uL	10.00	*******		6/27/2025 1:39:33 PM
2	0.8913	50uL	10.00	*******		6/27/2025 1:42:22 PM

Acid Add. 0.000%
Mean Area 0.8580
SD Area 0.01881
CV Area 2.24%

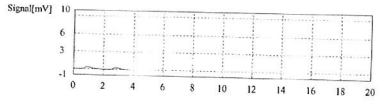

Conc: 0.5000mg/L

No.	Area	Inj. Vol	Acq. Dil.	Rem.	Ex.	Date / Time
1	2.092	50uL	2.000	*******		6/27/2025 1:44:53 PM
2	2.304	50uL	2.000	*******	E	6/27/2025 1:50:49 PM
3	1.895	50uL	2.000	*******	E	6/27/2025 1:52:58 PM
4	2.014	50uL	2.000	*******		6/27/2025 1:55:07 PM

Acid Add. 0.000%
Mean Area 2.056
SD Area 0.05869
CV Area 2.86%

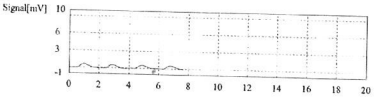

Conc: 1.000mg/L

TOC-Control L Report

ALS
2025_06_27_001_PM.tlx

No.	Area	Inj. Vol	Acq. Dil.	Rem.	Ex.	Date / Time
1	3.357	50uL	1.000	*******	E	6/27/2025 1:58:14 PM
2	3.505	50uL	1.000	*******		6/27/2025 2:00:24 PM
3	3.501	50uL	1.000	*******		6/27/2025 2:02:36 PM

Acid Add. 0.000%
Mean Area 3.503
SD Area 0.00283
CV Area 0.08%

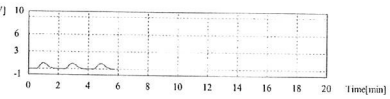

Conc: 5.000mg/L

No.	Area	Inj. Vol	Acq. Dil.	Rem.	Ex.	Date / Time
1	14.19	50uL	4.000	*******		6/27/2025 2:09:44 PM
2	14.45	50uL	4.000	*******		6/27/2025 2:12:35 PM

Acid Add. 0.000%
Mean Area 14.32
SD Area 0.1838
CV Area 1.28%

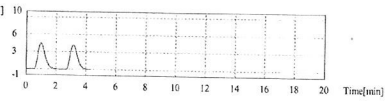

Conc: 10.00mg/L

No.	Area	Inj. Vol	Acq. Dil.	Rem.	Ex.	Date / Time
1	28.15	50uL	2.000	*******		6/27/2025 2:19:03 PM
2	28.35	50uL	2.000	*******		6/27/2025 2:21:37 PM

Acid Add. 0.000%
Mean Area 28.26
SD Area 0.1485
CV Area 0.53%

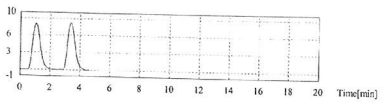

Conc: 20.00mg/L

No.	Area	Inj. Vol	Acq. Dil.	Rem.	Ex.	Date / Time
1	55.05	50uL	1.000	*******		6/27/2025 2:25:14 PM
2	54.69	50uL	1.000	*******		6/27/2025 2:27:50 PM

Acid Add. 0.000%
Mean Area 54.87
SD Area 0.2546
CV Area 0.46%

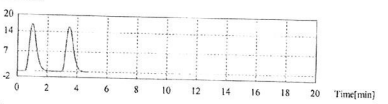

Slope: 2.721
Intercept 0.000
r^2 0.9999
r 0.9999
RSE[%] N/A
Zero Shift Yes

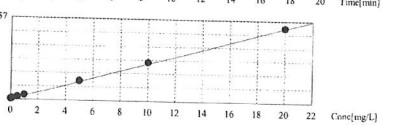

TOC-Control L Report

ALS
2025_06_27_001_PM.tlx

Instr.Information

Instrument Options: TOC/ASI/IC Unit'
Catalyst: Regular Sensitivity

Sample

Sample Name: water
Sample ID: Untitled
Origin: TC 0.1 - 20 ppm.cal
Status: Completed
Chk. Result:

Type	Anal.	Manual Dilution	Result
Unknown	TC	1.000	TC 0.1797mg/L

1. Det

Anal.: TC

No.	Area	Conc.	Inj. Vol.	Aut. Dil.	Ex.	Cal. Curve	Date / Time
1	0.5210	0.1913mg/L	50uL	1.000		TC 0.1 - 20 ppm.2025_06_27_13_27_34.cal	6/27/2025 3:30:50 PM
2	0.4571	0.1680mg/L	50uL	1.000		TC 0.1 - 20 ppm.2025_06_27_13_27_34.cal	6/27/2025 3:33:00 PM

Mean Area: 0.4890
Mean Conc.: 0.1797mg/L

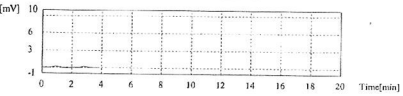

TOC-Control L Report

ALS
2025_06_27_091_PM.tlx

Instr.Information

Instrument Options: TOC/ASI/IC Unit'
Catalyst: Regular Sensitivity

Sample

Sample Name: Std. TC
Sample ID: 5 ppm
Origin: TC 0.1 - 20 ppm.cal
Status: Completed
Chk. Result:

Type	Anal.	Manual Dilution	Result
Unknown	TC	1.000	TC 5.244mg/L

1. Det

Anal.: TC

No.	Area	Conc.	Inj. Vol.	Aut. Dil.	Ex.	Cal. Curve	Date / Time
1	14.28	5.248mg/L	50uL	1.000		TC 0.1 - 20 ppm.2025_06_27_13_27_34.cal	6/27/2025 2:37:30 PM
2	14.26	5.241mg/L	50uL	1.000		TC 0.1 - 20 ppm.2025_06_27_13_27_34.cal	6/27/2025 2:40:04 PM

Mean Area: 1427
Mean Conc.: 5.244mg/L

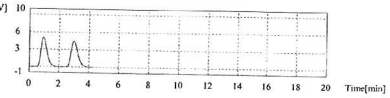

Automation Service Co.,Ltd.
Head Office : 929,929/1 Soi Pattanakarn 30, Pattanakarn Road, Suanluang, Bangkok
Tel: 02-319-9994
www.automation.co.th

Sales & Service Center
Rayong : 1/15 Huaypong Rd., Muang, Rayong 21150 [T. 038-692-152]
Lamphun : 122/5 M.4, Ban Klang, Muang, Lamphun 51000 [T. 053-581-876]
Prachinburi : 688 M.10, Thatum, Srimahaphote, Prachinburi 25140 [T. 037-208-880]

MTOC : L-0618/2025 Report No. : ALS-799

ASI Maintenance Report

Instrument	: Automatic Sample Injector	Measuring	: Vial 40 mL
Model	: ASI-L	Place of Installation	: -
Serial No.	: H57415200799	Department	: LABOLATORY
Manufacture	: Shimadzu		

Customer: ALS Laboratory Group (Thailand) Co.,Ltd.
104 Phatthanakan 40, Phatthanakan Rd.,
Khwaen Suan Luang, Khet Suan Luang,
Bangkok 10250 Thailand

Date of Maintenance : 27 / 06 / 2025

REVIEW BY Ubon S.
APPROVED BY Siriluk B
NEXT CAL. DATE 12/6/26

Ambient Condition : Temperature 25.5 ± 5 °C
: Humidifier 58 ± 15 %RH

Maintenance By : Teeraphat Kamlungkua
(Mr. Teeraphat Kamlungkua)
Technician

Approved By :
(Mr. Nipon Phungsomsak)
Technician Manager

User Name : Siriluk B.
(Mr. Miss Siriluk Bunnak.)

Automation Service Co.,Ltd.
Head Office : 929,929/1 Soi Pattanakarn 30, Pattanakarn Road, Suanluang, Bangkok
Tel: 02-319-9994
www.automation.co.th

Sales & Service Center
Rayong : 1/15 Huaypong Rd., Muang, Rayong 21150 [T. 038-692-152]
Lamphun : 122/5 M.4, Ban Klang, Muang, Lamphun 51000 [T. 053-581-876]
Prachinburi : 688 M.10, Thatum, Srimahaphote, Prachinburi 25140 [T. 037-208-880]

MTOC : L-0618/2025 Report No. : ALS-799

Maintenance Sheet

Customer : ALS Laboratory Date : 27 / 06 / 2025
Model : ASI-L Serial No. H57415200799

Item	Carry out maintenance work	Result	Exchange	Comment
1.	Arm Drive section	O.K.		
	Check Arm Drive Belt for wear and tension	O.K.		
	Check grease of Screw Arm Drive	O.K.		
2.	Rinse pump (only ASI-V 24ml, 40ml)	O.K.		
	Check pump rate(>40mL/min)	O.K.		
	Check pump and tube connection for leakage	O.K.		
	Check if outlet flow is in proper condition	O.K.		
3.	Check and if necessary exchange consumable, Maintenance parts	O.K.		See appropriate list of maintenance parts
4.	Check Stirrer [When installed]	O.K.		
5.	Verify ASI function via mechanical check	O.K.		

Inspection by : Teeraphat Kamlungkua
(Mr. Teeraphat Kamlungkua)
Technician

Automation Service Co.,Ltd.
Head Office : 929,929/1 Soi Pattanakarn 30, Pattanakarn Road, Suanluang, Bangkok
Tel: 02-319-9994
www.automation.co.th
Sales & Service Center
Rayong : 1/15 Huaypong Rd., Muang, Rayong 21150 [T. 038-692-152]
Lamphun : 122/5 M.4, Ban Klang, Muang, Lamphun 51000 [T. 053-581-876]
Prachinburi : 688 M.10, Thatum, Srimahaphote, Prachinburi 25140 [T. 037-208-880]

MTOC : L-0618/2025 Report No. : ALS-799

List of Consumable, Maintenance parts

Pos.	Part Number	Part Name	Result	Exchange	Recommended Interval
1.	017-27021-01	Grease Paste, Lubricant 100g	O.K.	√	1 time per year
2.	032-22661-02	Belt, 60S2m596, Arm Drive	O.K.		1 time per year Depending on condition
3.	034-03067-02	Spring, F-642, Arm Drive	O.K.		Depending on condition
4.	042-00405-11	Pump Head, for ASI Rinse Pump (only ASI-V 24mL, 40mL)	O.K.		After 300 h of operating
5.	638-41448-01	Std. Needle Type1 24mL, 40mL* (for tube 2, 1x1, 6),[Sparge needle]	N/A		Depending on condition
6.	638-41448-02	Std. Needle Type1 125mL* (for tube 2, 1x1, 6)	N/A		Depending on condition
7.	631-41660-03	Flare Pipe 2x1,5x700mm* (for Standard Needle Type1 24mL,40mL, 125mL)	N/A		Depending on condition (may cut to origin length 600mm)
8.	638-41450-01	Needle for Suspended Particles,* 0,8mm (only ASI-V 24mL, 40mL)	N/A		Depending on condition
9.	638-41450-01	Std. Needle Type2 125mL* (for tube 1,4x0,9)	N/A		Depending on condition
10.	638-41472-01	Std. Needle Type2 24mL, 40mL* (for tube 1,4x0,9)	O.K.		Depending on condition
11.	631-41660-02	Flare Pipe 1,4x0,9x600mm* (for Suspended + Needle Type2)	O.K.		Depending on condition
12.	638-41449-01	Double Needle , only 24mL,40mL (simultaneous sparge type)*	N/A		Depending on condition
13.	631-41660-01	Flare Pipe 1,1x0,6x600mm* (for Double Needle 24mL,40mL)	N/A		Depending on condition

*Note: needed parts depending on installed needle types!

Inspection by : Teeraphat Kamlungkua

(Mr. Teeraphat Kamlungkua)
Technician

SHIMADZU ANALYZER
3/3

© 2022 by Agilent Technologies Agilent CrossLab Compliance Services

Certificate of System Qualification

GC-OQ

REVIEW BY Jirada K.
APPROVED BY Tanyatorn M
NEXT CAL. DATE 21 Oct 24

System ID: CN11461066
Organization Name: ALS Laboratory Group (Thailand) Co., Ltd.
Organization Location: 104 Soi 40 Phatthanakan Rd.Khwang Suan Luang, Khet Suan Luang, Bangkok 10250

Date: April 21, 2023 3:26:38 PM
EQP Name: AgilentRecommended
EQP Revision: GC.02.52
Overall Qualification Status: Pass

CDS Logon Verification - GC

Logon: Saenguthai Tarak

Overall CDS Logon Verification - GC Test Status

Pass

System Inspection and Basic Safety and Operation

Name: 7890

Setpoint Status: **Pass**

Overall System Inspection and Basic Safety and Operation Test Status

Pass

Inlet Pressure Decay

Name: 7890
Front SSL

Setpoint Status: Pass
Pressure: 25.0 psi
Pressure Change: -0.1 psi /5 minutes
Agilent Recommended: >= -2.0 and <= 0.5

© 2022 by Agilent Technologies Agilent CrossLab Compliance Services

Overall Inlet Pressure Decay Test Status

Pass

Inlet Pressure Accuracy

Name: 7890
Front SSL

Setpoint Status: Pass

	Setpoint		Actual	
Inlet Pressure:	25.0	psi	25.2	psi

Accuracy: 0.2 psi
Agilent Recommended: <= 1.2

Overall Inlet Pressure Accuracy Test Status

Pass

Inlet Pressure Decay

Name: 7890
Back SSL

Setpoint Status: Pass
Pressure: 25.0 psi
Pressure Change: 0.0 psi /5 minutes
Agilent Recommended: >= -2.0 and <= 0.5

Overall Inlet Pressure Decay Test Status

Pass

Inlet Pressure Accuracy

Name: 7890
Back SSL

© 2022 by Agilent Technologies Agilent CrossLab Compliance Services

Setpoint Status: Pass

	Setpoint		Actual	
Inlet Pressure:	25.0	psi	24.8	psi

Accuracy: 0.2 psi
Agilent Recommended: <= 1.2

Overall Inlet Pressure Accuracy Test Status

Pass

Detector Flow Accuracy

Name: 7890
Front FID

Setpoint Status: Pass
Flow Type: Fuel
Setpoint: 30.0 mL/min Measured Flow: 28.9 mL/min
Accuracy: 1.1 mL/min
Agilent Recommended: <= 10.0 % setpoint (3.0 ml/min)
Limit is percentage of setpoint or 0.5 ml/minute, whichever is largest.

Setpoint Status: Pass
Flow Type: Oxidizer
Setpoint: 400.0 mL/min Measured Flow: 400 mL/min
Accuracy: 0.0 mL/min
Agilent Recommended: <= 10.0 % setpoint (40.0 ml/min)
Limit is percentage of setpoint or 0.5 ml/minute, whichever is largest.

Setpoint Status: Pass
Flow Type: Makeup
Setpoint: 25.0 mL/min Measured Flow: 24.9 mL/min
Accuracy: 0.1 mL/min
Agilent Recommended: <= 10.0 % setpoint (2.5 ml/min)
Limit is percentage of setpoint or 0.5 ml/minute, whichever is largest.

Overall Detector Flow Accuracy Test Status

Pass

Detector Flow Accuracy

Name: 7890
Back FID

Setpoint Status: Pass

Flow Type: Fuel
Setpoint: 30.0 mL/min Measured Flow: 30.7 mL/min

Accuracy: 0.7 mL/min
Agilent Recommended: <= 10.0 % setpoint (3.0 ml/min)
Limit is percentage of setpoint or 0.5 ml/minute, whichever is largest.

Setpoint Status: Pass

Flow Type: Oxidizer
Setpoint: 400.0 mL/min Measured Flow: 399 mL/min

Accuracy: 1.0 mL/min
Agilent Recommended: <= 10.0 % setpoint (40.0 ml/min)
Limit is percentage of setpoint or 0.5 ml/minute, whichever is largest.

Setpoint Status: Pass

Flow Type: Makeup
Setpoint: 25.0 mL/min Measured Flow: 24.6 mL/min

Accuracy: 0.4 mL/min
Agilent Recommended: <= 10.0 % setpoint (2.5 ml/min)
Limit is percentage of setpoint or 0.5 ml/minute, whichever is largest.

Overall Detector Flow Accuracy Test Status

Pass

GC Oven Temperature Accuracy

Name: 7890

Setpoint Status: Pass
Zone: Oven
Setpoint/Actual
Temperature: 230.0 230.6 °C
Accuracy: 0.6 °C
Agilent Recommended: >= -1.0 % setpoint in K (-5.0 °C)
<= 1.0 % setpoint in K (5.0 °C)

Setpoint Status: Pass
Zone: Oven
Setpoint/Actual
Temperature: 100.0 100.9 °C
Accuracy: 0.9 °C
Agilent Recommended: >= -1.0 % setpoint in K (-3.7 °C)
<= 1.0 % setpoint in K (3.7 °C)

Overall GC Oven Temperature Accuracy Test Status

Pass

GC Oven Temperature Stability

Name: 7890

Setpoint Status: Pass
Setpoint/Average
Temperature: 100.0 100.8833 °C
Stability: 0.1 °C
Agilent Recommended: <= 0.5

Overall GC Oven Temperature Stability Test Status

Pass

Scouting Run

Tested Combination1 Front SSL / Front FID
Injection Tower
Name: 7693A

Setpoint Status: Completed
Injection Volume on Column: 1.0 uL

Overall Scouting Run Status

Completed

Noise and Drift

Tested Combination1 Front SSL / Front FID
Name: 7890

Setpoint Status: Pass
Base Signal: 22.7 pA

	ASTM Noise pA	Drift pA/Hr
	0.06	0.05
Agilent Recommended:	<= 0.10	<= 2.50
Status:	Pass	Pass

Overall Noise and Drift Test Status

Pass

Injection Precision

Tested Combination1 Front SSL / Front FID
Name: 7693A

Setpoint Status: Pass
Injection Volume on Column: 1.0 uL
Area RSD: 0.32 % Retention Time RSD: 0.67 %
Agilent Recommended: <= 3.00 <= 1.00

Overall Injection Precision Test Status

Pass

Signal to Noise

Tested Combination1 Front SSL / Front FID
Injection Tower
Name: 7890

Setpoint Status: Pass
Signal to Noise: 721755
Agilent Recommended: >= 300000

Overall Signal to Noise Test Status

Pass

Scouting Run

Tested Combination2 Back SSL / Back FID
Injection Tower
Name: 7693A

Setpoint Status: Completed
Injection Volume on Column: 1.0 uL

Overall Scouting Run Status

Completed

Noise and Drift

Tested Combination2 Back SSL / Back FID
Name: 7890

Setpoint Status: Pass
Base Signal: 22.6 pA

	ASTM Noise pA	Drift pA/Hr
	0.07	0.09
Agilent Recommended:	<= 0.10	<= 2.50
Status:	Pass	Pass

Overall Noise and Drift Test Status

Pass

Injection Precision

Tested Combination2	Back	SSL	/ Back	FID
Name:	7693A			

Setpoint Status: Pass

Injection Volume on Column:	1.0	uL		
Area RSD:	1.28	%	Retention Time RSD:	0.83 %
Agilent Recommended:	<= 3.00		<= 1.00	

Overall Injection Precision Test Status

Pass

Signal to Noise

Tested Combination2	Back	SSL	/ Back	FID
	Injection Tower			
Name:	7890			

Setpoint Status: Pass

Signal to Noise:	2404398
Agilent Recommended:	>= 300000

Overall Signal to Noise Test Status

Pass

Instrument Details

Purpose

This section describes the as found system configuration.

Details

System

System ID	CN11461066
Manufacturer	Agilent Technologies
Name	7890
Flow Data Input	Manual Data
Temperature Data Input	Manual Data or Other Data Logging

Tested Combination1

Injection Technique	Injection Tower
Sampler Identifier	Sampler 2
Inlet	Front
Detector	Front
LTM Included?	No

Tested Combination2

Injection Technique	Injection Tower
Sampler Identifier	Sampler 3
Inlet	Back
Detector	Back
LTM Included?	No

Sampler 1

Manufacturer	Agilent Technologies
Type	Tray
Name	7693A
Model Number	G4514A
Serial Number	CN15380030
Firmware Revision	A.11.01
Vial Heater	Not Installed

Sampler 2

Manufacturer	Agilent Technologies
Type	Injection Tower
Name	7693A
Model Number	G4513A
Serial Number	CN16280128
Firmware Revision	A.10.09
Usage	Sample Injection
Location	Front
Syringe Volume (µL)	10

Sampler 3

Manufacturer	Agilent Technologies
Type	Injection Tower
Name	7693A
Model Number	G4513A
Serial Number	CN10340103
Firmware Revision	A.10.09
Usage	Sample Injection
Location	Back
Syringe Volume (µL)	10

Mainframe 1

Manufacturer	Agilent Technologies
Name	7890
Model Number	G3440A
Serial Number	CN11461066
Firmware Revision	Version 4.27
Oven Type	Standard

Inlet 1

Manufacturer	Agilent Technologies
Name	7890
Type	SSL
Location	Front
Carrier Gas	Helium
Control Type	Electronic Pressure Control (EPC)
Purged Inlet	Yes

Inlet 2

Manufacturer	Agilent Technologies
Name	7890
Type	SSL
Location	Back
Carrier Gas	Helium
Control Type	Electronic Pressure Control (EPC)
Purged Inlet	Yes

Detector 1

Manufacturer	Agilent Technologies
Name	7890
Type	FID
Adapter	Capillary
Control Type	Electronic Pressure Control (EPC)
Location	Front
Makeup Gas	Nitrogen

Detector 2

Manufacturer	Agilent Technologies
Name	7890
Type	FID
Adapter	Capillary
Control Type	Electronic Pressure Control (EPC)
Location	Back
Makeup Gas	Nitrogen

© 2022 by Agilent Technologies

Electronic Signature

Purpose

This signature page was created and published because the ACE sign-off action was executed, which is valid for the entire document, including attachments. The ACE sign-off is an electronic signature that requires two distinct identification components: unique username and personal password. The Agilent representative who has delivered this service understands the meaning and legal status of an electronic signature. As a trained official operator, the Agilent representative has a unique password and logon to access ACE and electronically sign this document. (Other e-signatures can be applied to this document using a Document Content Management or other suitable method defined in your data access and control procedures.)

Details

Full Name of Signer:	Saenguthai Tarak
Logged On User Name:	saenguthai.tarak@non.agilent.com
Signature Creation Date:	April 21, 2023
Reason for Signature:	Executed protocol and published this original version of document

Regulatory Disclaimer

This document provides a protocol to verify and record instrument configuration and evidence of proper operation. It has been prepared from our interpretation of applicable regulations as well as industry best practices. The document is designed to provide an important component of a complete compliance package. Validation depends upon many factors and use of this protocol alone does not assure compliance. Agilent Technologies makes no promises or representations as to its sufficiency for any specific regulatory program.

Warranty

Agilent Technologies makes no warranty of any kind to this material, including but not limited to, the implied warranties or merchantability and fitness for a particular purpose. Agilent Technologies shall not be liable for errors contained herein or for incidental or consequential damages in connection with the furnishing, performance, or use of this material.

© 2022 by Agilent Technologies

User Name: saenguthai.tarak
Hostname: LAPTOP-CQ3SKOMV

System Id: CN11461066
Print Date: April 21, 2023 3:26:40 PM

GC-6_BKK_EN0127_ALS Transaction log :

Time	Transaction State	Activity Performed	Type of Transaction	Optional Information
April 21, 2023 11:21:38 AM	Audit	SessionCreated	Session	None
April 21, 2023 11:21:36 AM	Start	Configuration	Session	None
April 21, 2023 11:21:36 AM	Audit	Entitlement	Licensing	User is Nonpaying and does not require an unlock code
April 21, 2023 11:22:04 AM	Audit	EqpLoaded	Session	EQP details for primary technique [Gc] - File path: [ProtocolPacks/Gc/Configurations/02.52/Gc.02.52.eqp]. EQP File Name: [Gc.02.52.eqp], EQP Name: [AgilentRecommended],Protocol Revision :[Gc.02.52]
April 21, 2023 11:22:06 AM	End	Configuration	Session	None
April 21, 2023 11:22:14 AM	Start	Qualification	Session	OQ
April 21, 2023 11:22:14 AM	Start	Execution	CDS Logon Verification - GC : - Qualitative test	None
April 21, 2023 11:23:14 AM	End	Execution	CDS Logon Verification - GC : - Qualitative test	Run Count : 1
April 21, 2023 11:23:16 AM	Start	Execution	System Inspection and Basic Safety and Operation - 7890: - Qualitative Test - No setpoints associated	None
April 21, 2023 11:23:35 AM	End	Execution	System Inspection and Basic Safety and Operation - 7890: - Qualitative Test - No setpoints associated	Run Count : 1
April 21, 2023 11:23:37 AM	Start	Execution	Inlet Pressure Decay - Front SSL: - Pressure Controlled Inlet - S: 25.0 psi - L: >= -2.0 psi and <= 0.5 psi	None

© 2022 by Agilent Technologies

User Name: saenguthai.tarak
Hostname: LAPTOP-CQ3SKOMV

System Id: CN11461066
Print Date: April 21, 2023 3:26:40 PM

GC-6_BKK_EN0127_ALS Transaction log :

Time	Transaction State	Activity Performed	Type of Transaction	Optional Information
April 21, 2023 11:24:01 AM	End	Execution	Inlet Pressure Decay - Front SSL: - Pressure Controlled Inlet - S: 25.0 psi - L: >= -2.0 psi and <= 0.5 psi	Run Count : 1
April 21, 2023 11:24:04 AM	Start	Execution	Inlet Pressure Accuracy - Front SSL: - Pressure Controlled Inlet - S: 25.0 psi - L: <= 1.2 psi	None
April 21, 2023 11:24:09 AM	End	Execution	Inlet Pressure Accuracy - Front SSL: - Pressure Controlled Inlet - S: 25.0 psi - L: <= 1.2 psi	Run Count : 1
April 21, 2023 11:24:11 AM	Start	Execution	Inlet Pressure Decay - Back SSL: - Pressure Controlled Inlet - S: 25.0 psi - L: >= -2.0 psi and <= 0.5 psi	None
April 21, 2023 11:24:43 AM	End	Execution	Inlet Pressure Decay - Back SSL: - Pressure Controlled Inlet - S: 25.0 psi - L: >= -2.0 psi and <= 0.5 psi	Run Count : 1
April 21, 2023 11:24:45 AM	Start	Execution	Inlet Pressure Accuracy - Back SSL: - Pressure Controlled Inlet - S: 25.0 psi - L: <= 1.2 psi	None
April 21, 2023 11:24:51 AM	End	Execution	Inlet Pressure Accuracy - Back SSL: - Pressure Controlled Inlet - S: 25.0 psi - L: <= 1.2 psi	Run Count : 1
April 21, 2023 11:24:53 AM	Start	Execution	Detector Flow Accuracy - Front FID: - Type : Fuel - S: 30.0 mL/min - L: <= 10.0% setpoint	None
April 21, 2023 11:25:20 AM	Audit	Data	Detector Flow Accuracy - Front FID: - Type : Fuel - S: 30.0 mL/min - L: <= 10.0% setpoint	Manual Data Entry
April 21, 2023 11:25:25 AM	End	Execution	Detector Flow Accuracy - Front FID: - Type : Fuel - S: 30.0 mL/min - L: <= 10.0% setpoint	Run Count : 1

© 2022 by Agilent Technologies

User Name: saenguthai.tarak
Hostname: LAPTOP-CQ3SKOMV

System Id: CN11461066
Print Date: April 21, 2023 3:26:40 PM

GC-6_BKK_EN0127_ALS Transaction log :

Time	Transaction State	Activity Performed	Type of Transaction	Optional Information
April 21, 2023 11:25:26 AM	Start	Execution	Detector Flow Accuracy - Front FID: - Type : Oxidizer - S: 400.0 mL/min - L: <= 10.0% setpoint	None
April 21, 2023 11:25:40 AM	Audit	Data	Detector Flow Accuracy - Front FID: - Type : Oxidizer - S: 400.0 mL/min - L: <= 10.0% setpoint	Manual Data Entry
April 21, 2023 11:25:42 AM	End	Execution	Detector Flow Accuracy - Front FID: - Type : Oxidizer - S: 400.0 mL/min - L: <= 10.0% setpoint	Run Count : 1
April 21, 2023 11:25:44 AM	Start	Execution	Detector Flow Accuracy - Front FID: - Type : Makeup - S: 25.0 mL/min - L: <= 10.0% setpoint	None
April 21, 2023 11:26:01 AM	Audit	Data	Detector Flow Accuracy - Front FID: - Type : Makeup - S: 25.0 mL/min - L: <= 10.0% setpoint	Manual Data Entry
April 21, 2023 11:26:04 AM	End	Execution	Detector Flow Accuracy - Front FID: - Type : Makeup - S: 25.0 mL/min - L: <= 10.0% setpoint	Run Count : 1
April 21, 2023 11:26:05 AM	Start	Execution	Detector Flow Accuracy - Back FID: - Type : Fuel - S: 30.0 mL/min - L: <= 10.0% setpoint	None
April 21, 2023 11:26:19 AM	Audit	Data	Detector Flow Accuracy - Back FID: - Type : Fuel - S: 30.0 mL/min - L: <= 10.0% setpoint	Manual Data Entry
April 21, 2023 11:26:22 AM	End	Execution	Detector Flow Accuracy - Back FID: - Type : Fuel - S: 30.0 mL/min - L: <= 10.0% setpoint	Run Count : 1
April 21, 2023 11:26:24 AM	Start	Execution	Detector Flow Accuracy - Back FID: - Type : Oxidizer - S: 400.0 mL/min - L: <= 10.0% setpoint	None
April 21, 2023 11:26:38 AM	Audit	Data	Detector Flow Accuracy - Back FID: - Type : Oxidizer - S: 400.0 mL/min - L: <= 10.0% setpoint	Manual Data Entry

User Name: saenguthai.tarak
Hostname: LAPTOP-CQ3SKOMV

System Id: CN11461066
Print Date: April 21, 2023 3:26:40 PM

GC-6_BKK_EN0127_ALS Transaction log :

Time	Transaction State	Activity Performed	Type of Transaction	Optional Information
April 21, 2023 11:26:43 AM	End	Execution	Detector Flow Accuracy - Back FID: - Type : Oxidizer - S: 400.0 mL/min - L: <= 10.0% setpoint	Run Count : 1
April 21, 2023 11:26:45 AM	Start	Execution	Detector Flow Accuracy - Back FID: - Type : Makeup - S: 25.0 mL/min - L: <= 10.0% setpoint	None
April 21, 2023 11:27:01 AM	Audit	Data	Detector Flow Accuracy - Back FID: - Type : Makeup - S: 25.0 mL/min - L: <= 10.0% setpoint	Manual Data Entry
April 21, 2023 11:27:05 AM	End	Execution	Detector Flow Accuracy - Back FID: - Type : Makeup - S: 25.0 mL/min - L: <= 10.0% setpoint	Run Count : 1
April 21, 2023 11:27:07 AM	Start	Execution	GC Oven Temperature Accuracy - 7890: - Temperature : Oven - S: 230.0°C - L: >= -1.0 AND <= 1.0 % setpoint in K	None
April 21, 2023 11:27:33 AM	Audit	Data	GC Oven Temperature Accuracy - 7890: - Temperature : Oven - S: 230.0°C - L: >= -1.0 AND <= 1.0 % setpoint in K	Manual Data Entry
April 21, 2023 11:27:35 AM	End	Execution	GC Oven Temperature Accuracy - 7890: - Temperature : Oven - S: 230.0°C - L: >= -1.0 AND <= 1.0 % setpoint in K	Run Count : 1
April 21, 2023 11:27:37 AM	Start	Execution	GC Oven Temperature Accuracy - 7890: - Temperature : Oven - S: 100.0°C - L: >= -1.0 AND <= 1.0 % setpoint in K	None
April 21, 2023 11:27:54 AM	Audit	Data	GC Oven Temperature Accuracy - 7890: - Temperature : Oven - S: 100.0°C - L: >= -1.0 AND <= 1.0 % setpoint in K	Manual Data Entry

Date: April 21, 2023 3:26:38 PM
System ID: CN11461066

User Name: saenguthai.tarak
Hostname: LAPTOP-CQ3SKOMV

System Id: CN11461066
Print Date: April 21, 2023 3:26:40 PM

GC-6_BKK_EN0127_ALS Transaction log :

Time	Transaction State	Activity Performed	Type of Transaction	Optional Information
April 21, 2023 11:27:57 AM	End	Execution	GC Oven Temperature Accuracy - 7890: - Temperature : Oven - S: 100.0°C - L: >= -1.0 AND <= 1.0 % setpoint in K	Run Count : 1
April 21, 2023 11:27:59 AM	Start	Execution	GC Oven Temperature Stability - 7890: - Temperature : Oven - S: 100.0°C - L: <= 0.5°C	None
April 21, 2023 11:28:07 AM	Audit	Data	GC Oven Temperature Stability - 7890: - Temperature : Oven - S: 100.0°C - L: <= 0.5°C	Manual Data Entry
April 21, 2023 11:29:10 AM	End	Execution	GC Oven Temperature Stability - 7890: - Temperature : Oven - S: 100.0°C - L: <= 0.5°C	Run Count : 1
April 21, 2023 11:29:12 AM	Start	Execution	GC Scouting Run - Injection Tower, Front SSL, Front FID: - Part of System Preparation - No limits associated	None
April 21, 2023 11:30:27 AM	Audit	Data	GC Scouting Run - Injection Tower, Front SSL, Front FID: - Part of System Preparation - No limits associated	Data files Path : C:\Users\Public\Documents\ChemStation\3\Data\OQ_GC-6_ALS_2023-04-20\OQ_GC-6_2023 2023-04-20 14-36-08\F_SC01.DFID1A.ch
April 21, 2023 11:31:04 AM	End	Execution	GC Scouting Run - Injection Tower, Front SSL, Front FID: - Part of System Preparation - No limits associated	Run Count : 1
April 21, 2023 11:31:07 AM	Start	Execution	Noise and Drift - Front FID: - Detector FID - L (Noise): <= 0.10 pA - L (Drift): <= 2.50 pA/hour	None

Date: April 21, 2023 3:26:38 PM
System ID: CN11461066

User Name: saenguthai.tarak
Hostname: LAPTOP-CQ3SKOMV

System Id: CN11461066
Print Date: April 21, 2023 3:25:40 PM

GC-6_BKK_EN0127_ALS Transaction log :

Time	Transaction State	Activity Performed	Type of Transaction	Optional Information
April 21, 2023 11:31:43 AM	Audit	Data	Noise and Drift - Front FID: - Detector FID - L (Noise): <= 0.10 pA - L (Drift): <= 2.50 pA/hour	Data files Path : C:\Users\Public\Documents\ChemStation\3\Data\OQ_GC-6_ALS_2023-04-20\OQ_GC-6_2023 2023-04-20 14-36-08\ND-01--005F.DIFID 1A.ch
April 21, 2023 11:32:00 AM	End	Execution	Noise and Drift - Front FID: - Detector FID - L (Noise): <= 0.10 pA - L (Drift): <= 2.50 pA/hour	Run Count : 1
April 21, 2023 11:32:03 AM	Start	Execution	Injection Precision - Injection Tower, Front SSL, Front FID: - GC - L (Area): <= 3.00% - L (Ret. Time): <= 1.00%	None
April 21, 2023 11:32:23 AM	Start	Execution	Injection Precision - Injection Tower, Front SSL, Front FID: - GC - L (Area): <= 3.00% - L (Ret. Time): <= 1.00%	None
April 21, 2023 11:33:55 AM	Audit	Data	Injection Precision - Injection Tower, Front SSL, Front FID: - GC - L (Area): <= 3.00% - L (Ret. Time): <= 1.00%	Data files Path : C:\Users\Public\Documents\ChemStation\3\Data\OQ_GC-6_ALS_2023-04-20\OQ_GC-6_2023 2023-04-20 14-36-08\Pre01--013F.DFID 1A.ch
April 21, 2023 11:33:55 AM	Audit	Data	Injection Precision - Injection Tower, Front SSL, Front FID: - GC - L (Area): <= 3.00% - L (Ret. Time): <= 1.00%	Data files Path : C:\Users\Public\Documents\ChemStation\3\Data\OQ_GC-6_ALS_2023-04-20\OQ_GC-6_2023 2023-04-20 14-36-08\Pre01--014F.DFID 1A.ch

Date: April 21, 2023 3:26:38 PM
System ID: CN11461066

User Name: saenguthai.tarak
Hostname: LAPTOP-CQ3SKOMV

System Id: CN11461066
Print Date: April 21, 2023 3:26:40 PM

GC-6_BKK_EN0127_ALS Transaction log :

Time	Transaction State	Activity Performed	Type of Transaction	Optional Information
April 21, 2023 11:33:55 AM	Audit	Data	Injection Precision - Injection Tower, Front SSL, Front FID: - GC - L (Area): <= 3.00% - L (Ret. Time): <= 1.00%	Data files Path : C:\Users\Public\Documents\ChemStation\3\Data\OQ_GC-6_ALS_2023-04-20\OQ_GC-6_2023 2023-04-20 14-36-08\Pre01--015F.DIFID 1A.ch
April 21, 2023 11:33:55 AM	Audit	Data	Injection Precision - Injection Tower, Front SSL, Front FID: - GC - L (Area): <= 3.00% - L (Ret. Time): <= 1.00%	Data files Path : C:\Users\Public\Documents\ChemStation\3\Data\OQ_GC-6_ALS_2023-04-20\OQ_GC-6_2023 2023-04-20 14-36-08\Pre01--016F.DIFID 1A.ch
April 21, 2023 11:33:59 AM	Audit	Data	Injection Precision - Injection Tower, Front SSL, Front FID: - GC - L (Area): <= 3.00% - L (Ret. Time): <= 1.00%	Data files Path : C:\Users\Public\Documents\ChemStation\3\Data\OQ_GC-6_ALS_2023-04-20\OQ_GC-6_2023 2023-04-20 14-36-08\Pre01--017F.DIFID 1A.ch
April 21, 2023 11:33:59 AM	Audit	Data	Injection Precision - Injection Tower, Front SSL, Front FID: - GC - L (Area): <= 3.00% - L (Ret. Time): <= 1.00%	Data files Path : C:\Users\Public\Documents\ChemStation\3\Data\OQ_GC-6_ALS_2023-04-20\OQ_GC-6_2023 2023-04-20 14-36-08\Pre01--018F.DIFID 1A.ch
April 21, 2023 11:35:00 AM	End	Execution	Injection Precision - Injection Tower, Front SSL, Front FID: - GC - L (Area): <= 3.00% - L (Ret. Time): <= 1.00%	Run Count : 1
April 21, 2023 11:35:04 AM	Start	Execution	Signal to Noise - Injection Tower, Front SSL, Front FID: - Detector FID - L: >= 300000	None

Date: April 21, 2023 3:26:38 PM
System ID: CN11461066

© 2022 by Agilent Technologies

User Name: saenguthai.tarak
Hostname: LAPTOP-CQ35KOMV

System Id: CN11461066
Print Date: April 21, 2023 3:26:40 PM

GC-6_BKK_EN0127_ALS Transaction log :

Time	Transaction State	Activity Performed	Type of Transaction	Optional Information
April 21, 2023 11:35:28 AM	Audit	Data	Signal to Noise - Injection Tower, Front SSL, Front FID: - Detector FID - L: >= 300000	Data files Path : C:\Users\Public\Documents\ChemStation\3\Data\OQ_GC-6_ALS_2023-04-20\OQ_GC-6_2023 2023-04-20 14-36-08\SN_Front.D\FID1A.ch
April 21, 2023 11:36:00 AM	End	Execution	Signal to Noise - Injection Tower, Front SSL, Front FID: - Detector FID - L: >= 300000	Run Count : 1
April 21, 2023 11:35:03 AM	Start	Execution	GC Scouting Run - Injection Tower, Back SSL, Back FID: - Part of System Preparation - No limits associated	None
April 21, 2023 11:36:36 AM	Audit	Data	GC Scouting Run - Injection Tower, Back SSL, Back FID: - Part of System Preparation - No limits associated	Data files Path : C:\Users\Public\Documents\ChemStation\3\Data\OQ_GC-6_ALS_2023-04-20\OQ_GC-6_2023 2023-04-20 14-36-08\B_SC01.D\FID2B.ch
April 21, 2023 11:37:30 AM	End	Execution	GC Scouting Run - Injection Tower, Back SSL, Back FID: - Part of System Preparation - No limits associated	Run Count : 1
April 21, 2023 11:37:32 AM	Start	Execution	Noise and Drift - Back FID: - Detector FID - L (Noise): <= 0.10 pA - L (Drift): <= 2.50 pA/hour	None

© 2022 by Agilent Technologies

User Name: saenguthai.tarak
Hostname: LAPTOP-CQ35KOMV

System Id: CN11461066
Print Date: April 21, 2023 3:26:40 PM

GC-6_BKK_EN0127_ALS Transaction log :

Time	Transaction State	Activity Performed	Type of Transaction	Optional Information
April 21, 2023 11:38:06 AM	Audit	Data	Noise and Drift - Back FID: - Detector FID - L (Noise): <= 0.10 pA - L (Drift): <= 2.50 pA/hour	Data files Path : C:\Users\Public\Documents\ChemStation\3\Data\OQ_GC-6_ALS_2023-04-20\OQ_GC-6_2023 2023-04-20 14-36-08\ND-01--005B.D\FID2B.ch
April 21, 2023 11:38:23 AM	End	Execution	Noise and Drift - Back FID: - Detector FID - L (Noise): <= 0.10 pA - L (Drift): <= 2.50 pA/hour	Run Count : 1
April 21, 2023 11:38:32 AM	Start	Execution	Injection Precision - Injection Tower, Back SSL, Back FID: - GC - L (Area): <= 3.00% - L (Ret. Time): <= 1.00%	None
April 21, 2023 11:38:51 AM	Start	Execution	Injection Precision - Injection Tower, Back SSL, Back FID: - GC - L (Area): <= 3.00% - L (Ret. Time): <= 1.00%	None
April 21, 2023 11:40:17 AM	Audit	Data	Injection Precision - Injection Tower, Back SSL, Back FID: - GC - L (Area): <= 3.00% - L (Ret. Time): <= 1.00%	Data files Path : C:\Users\Public\Documents\ChemStation\3\Data\OQ_GC-6_ALS_2023-04-20\OQ_GC-6_2023_Pre 2023-04-21 10-37-32\Pre11--004B.D\FID2B.ch
April 21, 2023 11:40:17 AM	Audit	Data	Injection Precision - Injection Tower, Back SSL, Back FID: - GC - L (Area): <= 3.00% - L (Ret. Time): <= 1.00%	Data files Path : C:\Users\Public\Documents\ChemStation\3\Data\OQ_GC-6_ALS_2023-04-20\OQ_GC-6_2023_Pre 2023-04-21 10-37-32\Pre11--005B.D\FID2B.ch

© 2022 by Agilent Technologies

User Name: saenguthai.tarak
Hostname: LAPTOP-CQ35KOMV

System Id: CN11461066
Print Date: April 21, 2023 3:26:40 PM

GC-6_BKK_EN0127_ALS Transaction log :

Time	Transaction State	Activity Performed	Type of Transaction	Optional Information
April 21, 2023 11:40:17 AM	Audit	Data	Injection Precision - Injection Tower, Back SSL, Back FID: - GC - L (Area): <= 3.00% - L (Ret. Time): <= 1.00%	Data files Path : C:\Users\Public\Documents\ChemStation\3\Data\OQ_GC-6_ALS_2023-04-20\OQ_GC-6_2023_Pre 2023-04-21 10-37-32\Pre11--006B.D\FID2B.ch
April 21, 2023 11:40:17 AM	Audit	Data	Injection Precision - Injection Tower, Back SSL, Back FID: - GC - L (Area): <= 3.00% - L (Ret. Time): <= 1.00%	Data files Path : C:\Users\Public\Documents\ChemStation\3\Data\OQ_GC-6_ALS_2023-04-20\OQ_GC-6_2023_Pre 2023-04-21 10-37-32\Pre11--007B.D\FID2B.ch
April 21, 2023 11:40:21 AM	Audit	Data	Injection Precision - Injection Tower, Back SSL, Back FID: - GC - L (Area): <= 3.00% - L (Ret. Time): <= 1.00%	Data files Path : C:\Users\Public\Documents\ChemStation\3\Data\OQ_GC-6_ALS_2023-04-20\OQ_GC-6_2023_Pre 2023-04-21 10-37-32\Pre11--008B.D\FID2B.ch
April 21, 2023 11:40:21 AM	Audit	Data	Injection Precision - Injection Tower, Back SSL, Back FID: - GC - L (Area): <= 3.00% - L (Ret. Time): <= 1.00%	Data files Path : C:\Users\Public\Documents\ChemStation\3\Data\OQ_GC-6_ALS_2023-04-20\OQ_GC-6_2023_Pre 2023-04-21 10-37-32\Pre11--009B.D\FID2B.ch
April 21, 2023 11:41:29 AM	End	Execution	Injection Precision - Injection Tower, Back SSL, Back FID: - GC - L (Area): <= 3.00% - L (Ret. Time): <= 1.00%	Run Count : 1
April 21, 2023 11:41:33 AM	Start	Execution	Signal to Noise - Injection Tower, Back SSL, Back FID: - Detector FID - L: >= 300000	None

© 2022 by Agilent Technologies

User Name: saenguthai.tarak
Hostname: LAPTOP-CQ35KOMV

System Id: CN11461066
Print Date: April 21, 2023 3:26:40 PM

GC-6_BKK_EN0127_ALS Transaction log :

Time	Transaction State	Activity Performed	Type of Transaction	Optional Information
April 21, 2023 11:42:22 AM	Audit	Data	Signal to Noise - Injection Tower, Back SSL, Back FID: - Detector FID - L: >= 300000	Data files Path : C:\Users\Public\Documents\ChemStation\3\Data\OQ_GC-6_ALS_2023-04-20\OQ_GC-6_2023 2023-04-20 14-36-08\SN_Back.D\FID2B.ch
April 21, 2023 11:42:50 AM	End	Execution	Signal to Noise - Injection Tower, Back SSL, Back FID: - Detector FID - L: >= 300000	Run Count : 1
April 21, 2023 11:42:53 AM	End	Qualification	Session	OQ
April 21, 2023 11:42:53 AM	Start	Reporting	Session	None
April 21, 2023 12:01:47 PM	Audit	AceClosed	Session	None
April 21, 2023 3:16:07 PM	Audit	AceRestarted	Session	None
April 21, 2023 3:16:10 PM	Audit	SessionReloaded	Session	None
April 21, 2023 3:16:31 PM	Start	Qualification	Session	OQ
April 21, 2023 3:20:59 PM	Audit	AceRestarted	Session	None
April 21, 2023 3:21:00 PM	Audit	SessionReloaded	Session	None
April 21, 2023 3:21:07 PM	Start	Qualification	Session	OQ
April 21, 2023 3:25:45 PM	Audit	Reporting	Session	Report Generated : Certificate